

# Marwood

better office mood



EXECUTIVE 2025



Panel: M.Antique Walnut Metal: Quartz

# Eva

Eva Collection redefines the essence of contemporary executive offices by seamlessly blending substantial mass and intricate design elements.

01  
Eva Manager Desk

02  
Eva Console

03  
Concorde Manager Chair



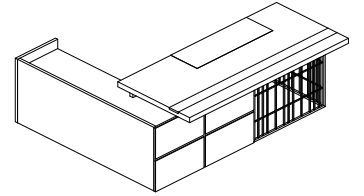
With its robust structure and finely crafted metal cage, Eva establishes a dynamic equilibrium in the workspace. The delicate intricacies of the metal cage not only introduce an element of lightness but also contribute to an overall geometric aesthetic.



Eva Mood.01



Panel: Barok/Black Metal: Black



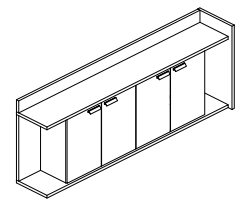
**Executive Desk L/R 270/240**

Width	270/240
Depth	200
Height	75
Table Top Width	240/210
Table Top Depth	95
Table Top Height	5.4

Eva Mood.02



Panel: Aral/Daphne Metal: Quartz



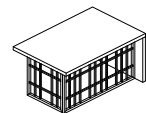
**Console 240**

Width	240
Depth	45
Height	90

Eva Mood.03



Panel: M.Antique Walnut/Black Metal: Black



**Coffee Table**

Width	90
Depth	60
Height	45



**Panel:** M.Antique Walnut/Daphne **Metal:** Black

# Fly

Fly product set, designed to bring a sense of dynamism to executive offices through its intricate use of multiple materials and detailing on the facades.

01  
Fly Manager Desk

02  
Fly Console

03  
Silver Manager Chair



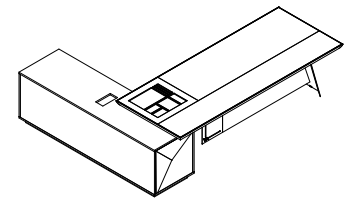
Not only does it elevate the aesthetic with its sculptural appearance, but it also emerges as a compelling choice for leaders seeking a powerful and impactful office solution, seamlessly blending modern design sensibilities with functionality.



Fly Mood.01



Panel: Aral/Earth Metal: Terra Brown



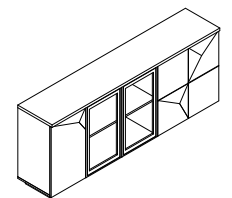
**Executive Desk L/R**

Width	263
Depth	215
Height	75
Table Top Width	240
Table Top Depth	95
Table Top Height	7

Fly Mood.02



Panel: Endulus/Daphne Metal: Quartz



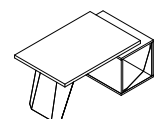
**Console 220**

Width	220
Depth	45
Height	90

Fly Mood.03



Panel: Barok/Black Metal: Black



**Coffe Table**

Width	105
Depth	60
Height	45



**Panel:** M. Antique Walnut **Metal:** Gray

# Loft

Loft, meticulously crafted with a metal structure inspired by Japanese origami, relentlessly pursuing perfection craftsmanship.

01  
Loft Manager Desk

02  
Loft Console

03  
Boost Chair & Odisea Lounge



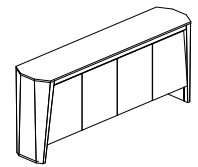
The fusion of technical excellence and aesthetic innovation makes Loft an ideal choice for those seeking a perfect blend of creativity and strength. Every detail of Loft serves a functional purpose, contributing to its technical prowess and enhancing its overall performance. Elevate your executive office environment with Loft, where precision meets artistry, and innovation meets enduring strength.



### Loft Mood.01

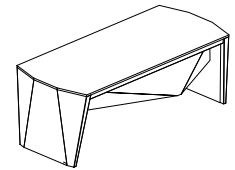


Panel: Vanezia Metal: Anthracite



#### Console 220

Width 220  
Depth 50  
Height 95



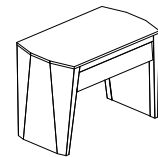
#### Executive Desk L/R 220/200

Width 220/200  
Depth 90  
Height 75

### Loft Mood.02

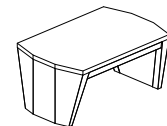


Panel: Earth Metal: Terra Brown



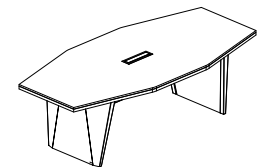
#### Etagere 100

Width 100  
Depth 60  
Height 75



#### Coffee Table

Width 90  
Depth 60  
Height 41



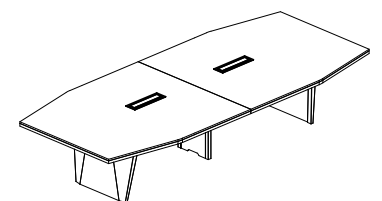
#### Meeting Table 220/240/280

Width 220/240/280  
Depth 120  
Height 77

### Loft Mood.03



Panel: M.Antique Walnut Metal: Black



#### Meeting Table 320/340/420

Width 320/340/420  
Depth 150  
Height 77



**Panel:** Fog Gray **Metal:** Gray

# Major

Major, the product set that stands out with its sculptural and elegant front structure.

01  
Major Manager Desk

02  
Major Console

03  
Silver Manager Chair & Punto Armchair



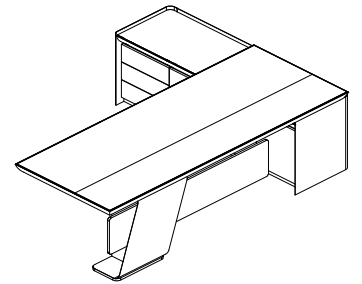
A customizable furniture set with wood, basic, and decorative panel options, creating a playground for materials, geometry, and surfaces. Designed with technical features to meet the needs of modern and sophisticated executive offices. The desk's organization drawer design offers an ideal solution for optimizing office organization.



### Major Mood.01



**Panel:** Vanezia/Gordion **Metal:** Anthracite



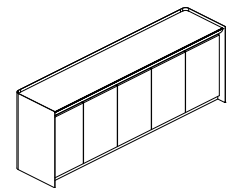
#### Executive Desk L/R

Width	257
Depth	196
Height	76
Table Top Width	240
Table Top Depth	95
Table Top Height	7

### Major Mood.02



**Panel:** Aral/Anthracit **Metal:** Terra Brown



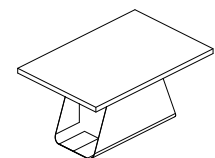
#### Console 225

Width	225
Depth	52
Height	82

### Major Mood.03



**Panel:** Aral/Matplus Black **Metal:** Black



#### Coffee Table

Width	90
Depth	60
Height	45



**Panel:** M.Antique Walnut/Daphne **Metal:** Quartz

# Motto

Motto, the epitome of contemporary office furniture, is meticulously designed for executive suites, promising a workspace transformation that seamlessly blends aesthetics and functionality.

01  
Motto Manager Desk

02  
Motto Console

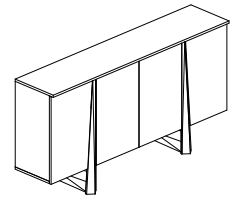
03  
Boost Manager Chair & Odissea Chair



Beyond its striking appearance, Motto is remarkably versatile, making it the perfect choice for small offices. The thoughtfully considered dimensions ensure an ideal fit, optimizing space without compromising on the elegance that defines this collection.



### Motto Mood.01

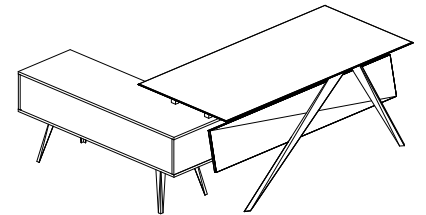


#### Console 200

Width	180
Depth	39
Height	92

**Panel:** Aral/Earth **Metal:** Quartz

### Motto Mood.02



#### Executive Desk L/R 220/200

Width	220/200
Depth	175
Height	75

**Panel:** Endulus **Metal:** Gray

### Motto Mood.03



#### Coffee Table

Width	65
Depth	50
Height	42

**Panel:** Cambridge/Daphne **Metal:** Anthracite



**Panel:** M.Antique Walnut/Black Membrane **Metal:** Black

# Paladium

Palladium, showcasing a modern reinterpretation of the intricate patterns found in the robes of Ottoman sultans with its surface design.

01  
Paladium Manager Desk

02  
Paladium Console

03  
Jully Manager Chair

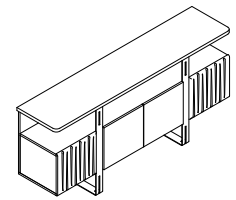


It brings together Anatolian culture and work culture, harmonizing tradition with contemporary needs. Throughout this fusion, it maintains a commitment to comfort and technical precision, ensuring a workspace that resonates with both heritage and innovation.



Paladium Mood.01

Panel: Cambridge/Anthracite Membrane Metal: Black



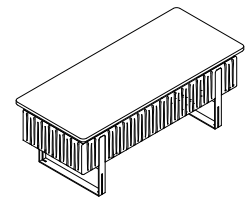
Console 200

Width 200  
Depth 45  
Height 89

Paladium Mood.02



Panel: M.Antique Walnut/Satin Mink Membrane Metal: Quartz



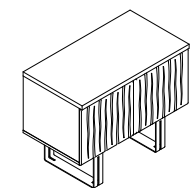
Executive Desk L/R 220/200

Width 220/200  
Depth 85  
Height 75

Paladium Mood.03

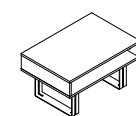


Panel: Aral/Black Membran Metal: Black




Etage 90

Width 90  
Depth 50  
Height 71



Coffee Table

Width 80  
Depth 55  
Height 43



**Panel:** Daphne/Satin Mink Membrane **Metal:** Quartz

# Space

The renewed side cabinet dimensions of the Marwood bestseller design desk “Space” provide various storage options with different new types .

01  
Space Manager Desk

02  
Space Console & Space Coffe Table

03  
Set Lounge



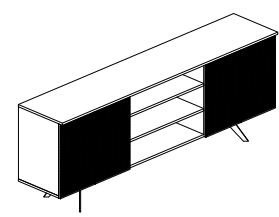
In addition to the standard artificial leather desk pad table top finishes, the added details of a horizontally cut dual-color tabletop enhance the Space collection's modern design. The updated product line also introduces a meeting table option.



Space Mood.01

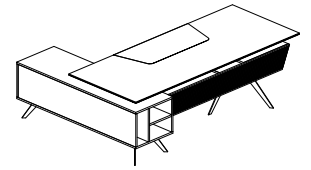


Panel: Black/Black Membran Metal: Black



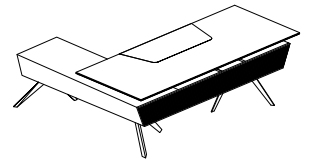
**Console 220**

Width 220  
Depth 45  
Height 85



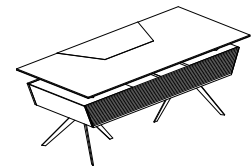
**Executive Desk L/R Etagere A**

Width 220/200  
Depth 163  
Height 75  
Table Top Width 220/200  
Table Top Depth 90  
Table Top Height 2



**Executive Desk L/R Etagere B**

Width 220/200  
Depth 190  
Height 75  
Table Top Width 220/200  
Table Top Depth 90  
Table Top Height 2



**Executive Desk L/R 220/200**

Width 220/200  
Depth 90  
Height 75

Space Mood.02

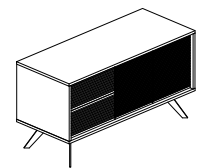


Panel: Black/Satin Mink Membrane Metal: Black

Space Mood.03



Panel: Endulus/Satin Mink Membrane Metal: Quartz



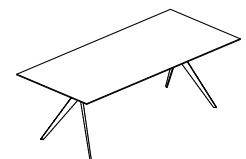
**Etagere 120**

Width 120  
Depth 50  
Height 65



**Coffee Table**

Width 80  
Depth 55  
Height 41



**Space Meeting 180/200/240**

Width 180/200/240  
Depth 100  
Height 75



**Panel:** Endulus/Daphne **Metal:** Quartz

# Valens

Valens is a modern executive desk designed for high-level executive offices. It features a unique diagonal metal detail on all frontal side, adding a dynamic touch.

01  
Valens Manager Desk

02  
Valens Console

03  
Jully Manager Chair



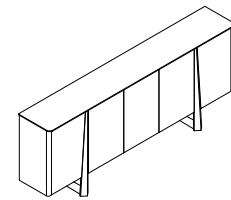
Users or designers can configure VALENS to suit any desired environment, thanks to the selection of colors available for the metal, panel, and fabric details. With its versatility and contemporary design, VALENS is the perfect choice for a modern executive workspace.



### Valens Mood.01

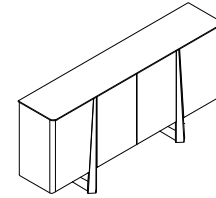


**Panel:** M.Antique Walnut/Daphne **Metal:** Quartz



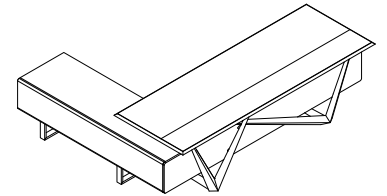
#### Console 233

Width 233  
Depth 39  
Height 91



#### Console 189

Width 189  
Depth 39  
Height 91



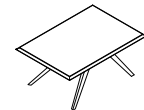
#### Executive Desk L/R

Width 278  
Depth 215  
Height 75  
Table Top Width 265  
Table Top Depth 95  
Table Top Height 5.2

### Valens Mood.02



**Panel:** Aral/Matplus Black **Metal:** Black



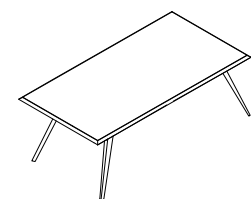
#### Coffee Table

Width 95  
Depth 65  
Height 43

### Valens Mood.03

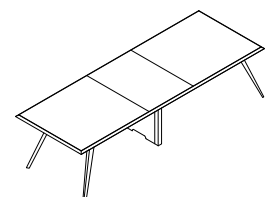


**Panel:** Cambridge/Daphne **Metal:** Anthracite



#### Meeting Table 210/240

Width 210/240  
Depth 110  
Height 75



#### Meeting Table 280

Width 280  
Depth 120  
Height 75



**Panel:** Endulus/Daphne **Metal:** Quartz

# Breeze

In Marwood's latest collection, the new model Breeze executive desk showcases a sculptural presence with its layered flexible forms. Configured with a blend of metal, panel, and faux leather details, it adapts to various interior designs.

01  
**Breeze Manager Desk**

02  
**Breeze Console**

03  
**Boost Manager Chair & Odissea Chair**



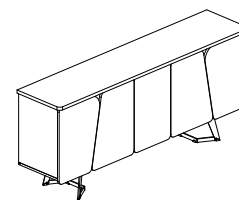
Inspired by Zen and serenity, this desk evokes the stacked stones' natural serenity, resembling a sailboat gracefully gliding on calm waters. Named after a peaceful breeze, this modern executive desk brings the sought-after new-generation style to offices and workspaces. Complementing various compositions with many products from the Marwood collection, Breeze also offers its console and side table. Its refined scale allows seamless integration into projects of different sizes.



Breeze Mood.01



**Panel:** Aral/Matplus Black **Metal:** Black



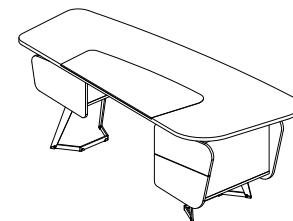
**Executive Storage 200**

Width	200
Depth	86
Height	45

Breeze Mood.02



**Panel:** M.Antique Walnut/Daphne **Metal:** Quartz



**Executive Desk 220**

Width	220
Depth	100
Height	75

Breeze Mood.03



**Panel:** Vanezia/Fog Gray **Metal:** Terra Brown



Panel: Barok/Matplus Black Metal: Black

# Extrude

Marwood promotes an active lifestyle with standing desks. Extrude Manager Desk, a sturdy series with a lightweight aesthetic, offers maximum stability. Designed for office spaces, it's a suitable solution for versatile, well-being-focused areas.

01  
Extrude Manager Desk

02  
Major Console

03  
Silver Manager Chair & Odissea Chair



Electric lifting provides effortless power and precision. Extrude Desk fosters dynamic work environments for individual tasks and team meetings.

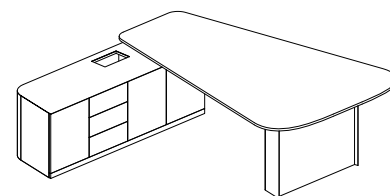
Where ergonomics meet elegance in workspaces. Our latest product, Extrude Desk, responds to contemporary ergonomic needs in executive settings, marking the debut of Marwood's lift-up collection. With a synchronous mechanism system, it offers usage flexibility, adjusting the working height from 65 to 130 cm, catering to various needs. Its oval contours complement its minimal and modern lines, adding sophistication to any space.



Extrude Mood.01



**Panel:** Aral/Athracite **Metal:** Anthracite



**Executive Desk L/R 210**

Width	224
Depth	200
Height	75
Table Top Width	210
Table Top Depth	135
Table Top Height	68/115

Extrude Mood.02



**Panel:** M.Antique Walnut/Daphne **Metal:** Quartz

Extrude Mood.03



**Panel:** Barok/Anthracite **Metal:** Terra Brown



Panel: Endulus/Satin Mink Membrane Metal: Quartz

# Zeta

Zeta stands out with its prominent geometric frame, characterised by sleek and modern lines. Specifically designed for executive offices, it boasts a minimalist aesthetic, perfectly aligning with clean design principles.

01  
Zeta Manager Desk

02  
Zeta Console

03  
July Manager Chair & Show Armchair



Recognized as one of our most sought-after models, Zeta encapsulates the essence of our brand, appealing to those who prioritise basic and contemporary style in their workspace.

Acknowledging the timeless appeal of minimalist geometric structures, Zeta stands as one of the most favoured selections in Marwood's executive furniture collection.

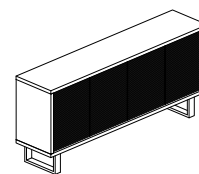
Complementing the executive desk, Zeta offers console and side tables, allowing for versatile combinations with other product lines. With new membrane, metal, and panel finishes, Zeta can adapt to fresh styles, offering square and rectangular



Zeta Mood.01

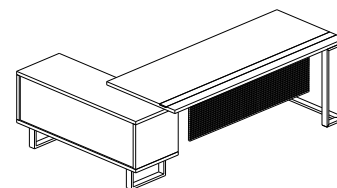


**Panel:** Vanezia/Black Membrane **Metal:** Anthracite



**Console 180**

Width	180
Depth	40
Height	80



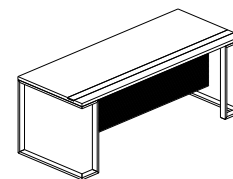
**Executive Desk L/R 200**

Width	208	228
Depth	158	
Height	75	

Zeta Mood.02



**Panel:** M.Antique Walnut/Daphne/Satin Mink Membrane **Metal:** Quartz



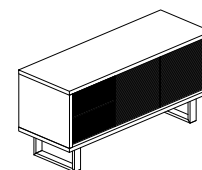
**Executive Desk**

Width	180	200
Depth	75	
Height	80	

Zeta Mood.03

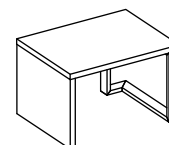


**Panel:** Barok/Black Membrane **Metal:** Black



**Etagere 140**

Width	140
Depth	50
Height	67.5



**Coffe Table**

Width	65
Depth	50
Height	40



# Denis

DENIS design conference tables speak the language of architecture with utmost simplicity and elegance. Crafted with the metal bending technique, the folding form features two polygonal conical-based tables.

01  
Denis Meeting Table

02  
Boost Meeting Chair

03  
Tin Storage

Denis Mood.01

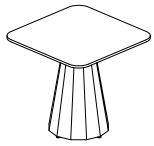


Denis Mood.02



Denis Mood.03





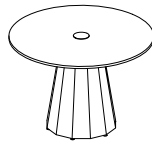
**Desk\_DENIS\_CT\_A**

Width 80/90  
Depth 80/90  
Height 75




**Desk\_DENIS\_CT\_B**

Dim 80/90  
Height 75




**Desk\_DENIS\_RT\_A**

Dim 110/140  
Height 75



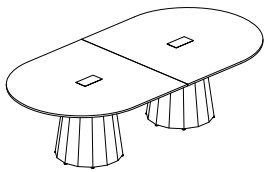
**Desk\_DENIS\_RT\_210100**

Width 210  
Depth 100  
Height 75




**Desk\_DENIS\_RT\_240110**

Width 240  
Depth 110  
Height 75



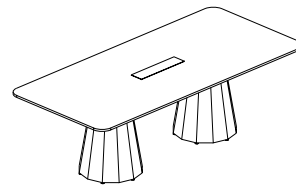
**Desk\_DENIS\_RT\_B**

Width 280/320/340  
Depth 140  
Height 75



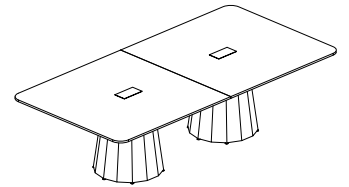
**Desk\_DENIS\_RT\_C**

Width 380/400  
Depth 140  
Height 75



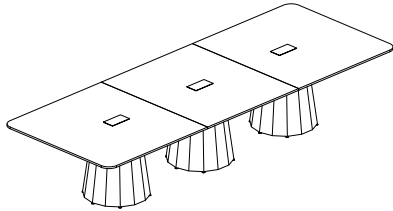
**Desk\_DENIS\_RT\_210/240**

Width 210/240  
Depth 100/110  
Height 75



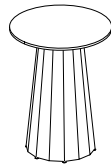
**Desk\_DENIS\_MT\_A**

Width 280/320/340  
Depth 140  
Height 75




**Desk\_DENIS\_MT\_B**

Width 380/400  
Depth 140  
Height 75




**Executive\_Desk\_RHT180**

Dim 80  
Height 105




**Desk\_DENIS\_RHT\_110**

Dim 110  
Height 105



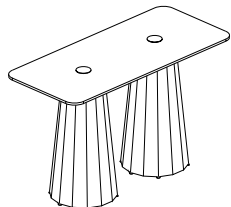
**Desk\_DENIS\_RHT\_110**

Width 180  
Depth 80  
Height 105



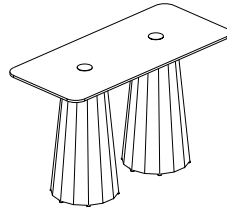
**Desk\_DENIS\_RHT\_110**

Width 180  
Depth 80  
Height 105



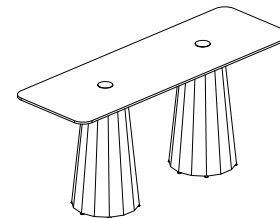
**Desk\_DENIS\_RHT\_240110**

Width 240  
Depth 105  
Height 110




**Desk\_DENIS\_MHT\_18080**

Width 180  
Depth 1105  
Height 80



**Desk\_DENIS\_MHT\_24080**

Width 240  
Depth 110  
Height 80



**Desk\_DENIS\_MHT\_240110**

Width 240  
Depth 105  
Height 110



# Geo

Enhance your workspace with GEO design a perfect blend of sophistication and functionality.

01  
Geo Meeting Table

02  
Silver Task Chair

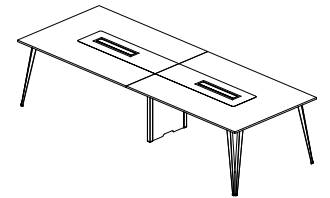
03  
Work Storage



GEO design , Elevate your workspace with the sophistication of GEO. Its graceful V-frame legs provide a sturdy foundation for a slim, visually appealing tabletop, striking the perfect balance between aesthetics and functionality. Born from the brand's impeccable metal craftsmanship, GEO stands as a testament to modern design sensibilities.



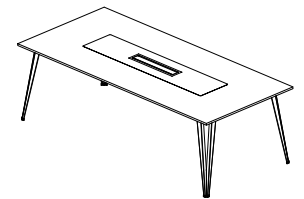
### Geo Mood.01



#### Meeting Table 240/280/320

Width	240/280/320
Depth	120
Height	75

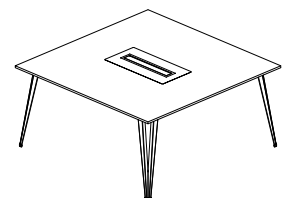
### Geo Mood.02



#### Meeting Table 180/200

Width	180/200
Depth	110
Height	75

### Geo Mood.03



#### Meeting Table 140/160

Width	140/160
Depth	140/160
Height	75



#### Meeting Table R:100/130

Height	75
Dim	100/130

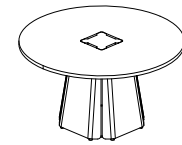
# Informatic

Versatile, essential, sculptural. The Informatic design conference table features a totem column with square prismatic geometry at its vertices.

Beyond private meetings, it serves as a sculptural center piece in library environments, new-generation co-working spaces, or central areas of modern café chains. The central electric socket options provide different configurations, enhancing your work and productivity experience. Durable laminate table choices can be customized for project-specific needs, addressing high-resistance innovative surface requirements such as laboratory tables and workshop tables.

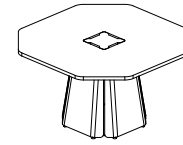


### Informatic Mood.01



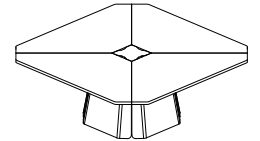
#### Meeting Table R140

Width 140  
Depth 140  
Height 75



#### Meeting Table 135X135


Width 135  
Depth 135  
Height 75



#### Meeting Table 200X200

Width 200  
Depth 200  
Height 75


### Informatic Mood.02



#### Meeting Table 270X135

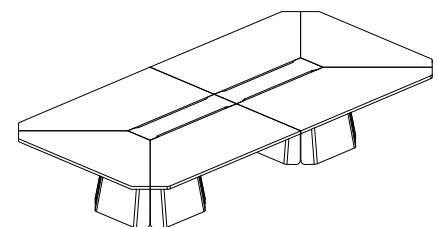
Width 135  
Depth 270  
Height 75

### Informatic Mood.03



#### Meeting Table 320X135

Width 135  
Depth 320  
Height 75



#### Meeting Table 400X200

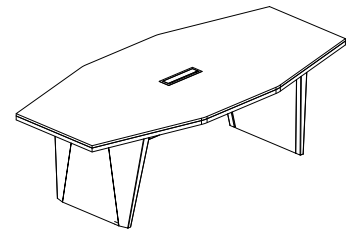
Width 200  
Depth 400  
Height 75

# Loft

LOFT design meeting groups stylize themselves with various color combinations, presenting a series of meeting tables in various sizes that support the aesthetic of materials. With distinct technological adaptation and electrical solutions, it provides multimedia connectivity, making it a perfect fit as a meeting table in workspaces for team or individual work. Executive meeting rooms and board member meeting rooms benefit from its desired minimalist architectural structural design that seamlessly integrates with the space.



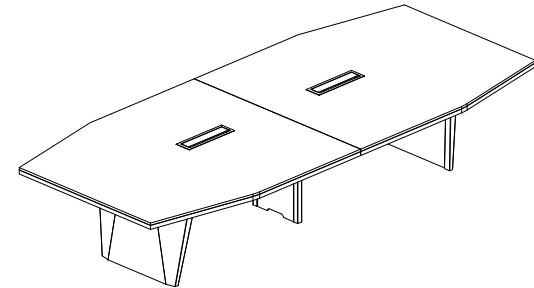
Loft Mood.01



**Meeting Table 220/240/280**

Width	220/240/280
Depth	120
Height	77

Loft Mood.02



Loft Mood.03



**Meeting Table 320/340/420**

Width	320/340/420
Depth	150
Height	77

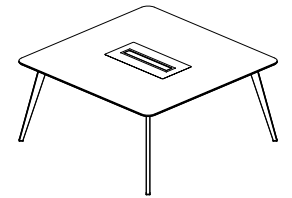


# Planet

The aluminum slim frame rotates, creating a dual-material, linear structure at the table edge. The material color choice in the matching of metal and panel at this edge provides a playground for creating nuances and differences in design. The table offers two different edge finishes at the corners.



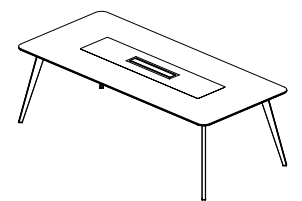
Planet Mood.01



**Meeting Table 140/160**

Width	140/160
Depth	140/160
Height	75

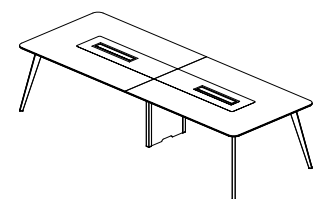
Planet Mood.02



**Meeting Table 180/200**

Width	180/200
Depth	110
Height	75

Planet Mood.03



**Meeting Table 240/280/320**

Width	240/280/320
Depth	120
Height	75

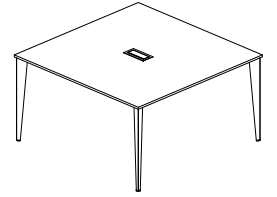


# Polo

With its wide range of color and material options, Polo allows you to personalize our collection according to your corporate culture. Elevate your meeting spaces with Polo's contemporary design, making a statement in both aesthetics and functionality. Experience the perfect synergy of style and practicality, as Polo becomes an integral part of your professional setting, reflecting the essence of your organization's identity. Redefine your workplace with Polo – where innovation meets sophistication.



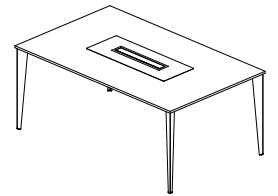
### Polo Mood.01



#### Meeting Table 140/160

Width	140/160
Depth	140/160
Height	75

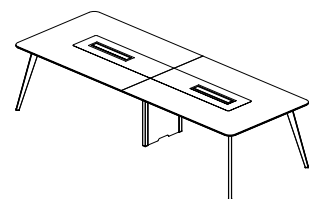
### Polo Mood.02



#### Meeting Table 180/200

Width	180/200
Depth	110
Height	75

### Polo Mood.03



#### Meeting Table 240/280/320

Width	240/280/320
Depth	120
Height	75

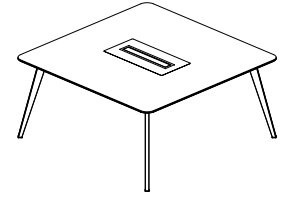


# Sail

The table legs are ingeniously crafted with a special design dedicated to cable management, ensuring a clutter-free environment. SAIL not only minimizes cable chaos but also presents a sleek and organized aesthetic, reflecting the brand's commitment to providing solutions for contemporary, dynamic, and productive office settings.



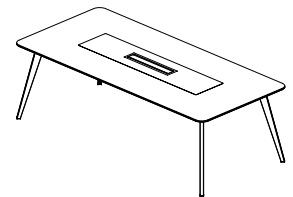
Sail Mood.01



**Meeting Table 140/160**

Width	140/160
Depth	140/160
Height	75

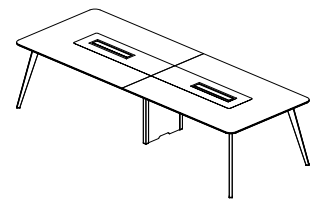
Sail Mood.02



**Meeting Table 180/200**

Width	180/200
Depth	110
Height	75

Sail Mood.03



**Meeting Table 240/280/320**

Width	240/280/320
Depth	120
Height	75



# Slide

Crafted with precision, the table features a sleek, durable surface, providing an ideal platform for collaborative discussions. The innovative cable management system ensures a clutter-free environment, promoting a focused and organized workspace.

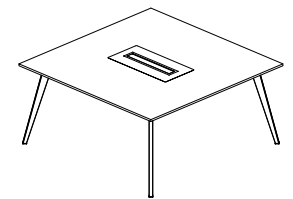


Slide Mood.01



**Meeting Table R:100/130**

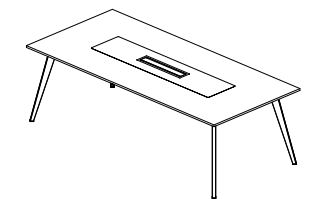
Height 75  
Dim 100/130



**Meeting Table 140/160**

Width 140/160  
Depth 140/160  
Height 75

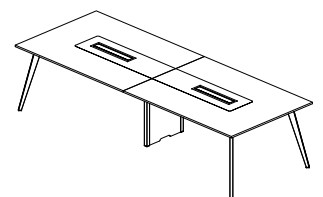
Slide Mood.02



**Meeting Table 180/200**

Width 180/200  
Depth 110  
Height 75

Slide Mood.03



**Meeting Table 240/280/320**

Width 240/280/320  
Depth 120  
Height 75

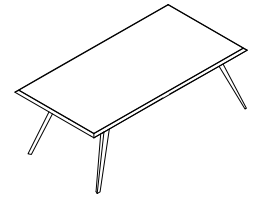


# Valens

The design, characterized by clean and contemporary lines, elevates the aesthetic appeal of any space it graces. Specifically crafted with meeting rooms in mind, Valens offers a minimalist design that seamlessly integrates with professional environments, promoting simplicity and functionality.



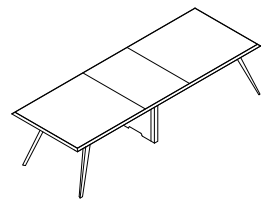
Valens Mood.01



**Meeting Table 210/240**

Width 210/240  
Depth 110  
Height 75

Valens Mood.02



**Meeting Table 280**

Width 280  
Depth 120  
Height 75

Valens Mood.03

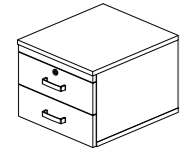


# Pedestal

01



01  
Silver Pedestal



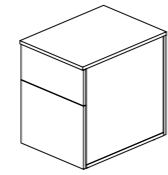
Silver Pedestal

Width 40  
Depth 45  
Height 32



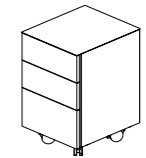
Silver Pedestal

Width 40  
Depth 45  
Height 58



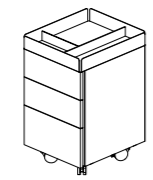
Silver Pedestal

Width 45  
Depth 60  
Height 60



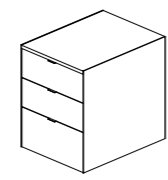
Tin Pedestal

Width 40  
Depth 45  
Height 61



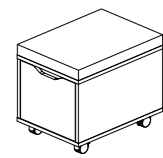
Tin Pedestal

Width 40  
Depth 45  
Height 68



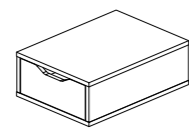
Tin Pedestal

Width 40  
Depth 60  
Height 60



Sydney Pedestal

Width 50  
Depth 55  
Height 44



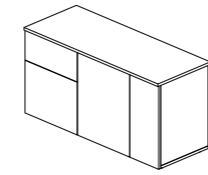
Sydney Pedestal

Width 45  
Depth 55  
Height 19

02

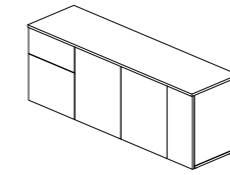


02  
Tin Pedestal



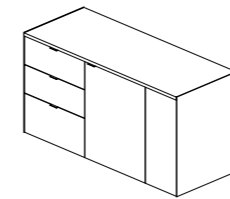
Silver Pedestal

Width 45  
Depth 115  
Height 60



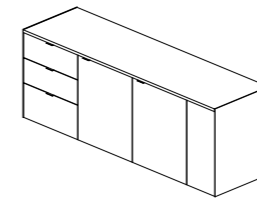
Silver Pedestal

Width 45  
Depth 160  
Height 60



Tin Pedestal

Width 45  
Depth 115  
Height 60



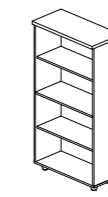
Tin Pedestal

Width 45  
Depth 160  
Height 60



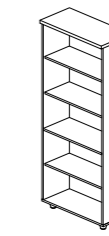
#workspaces2024

# Silver



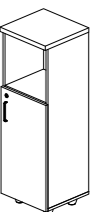
**Storage\_SLV\_CAF8038H155**

Width 80  
Depth 38  
Height 155



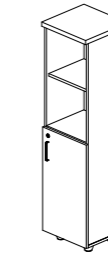
**Storage\_SLV\_CAF8038H191**

Width 80  
Depth 38  
Height 191



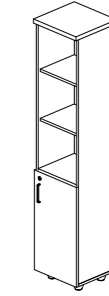
**Storage\_SLV\_CAS4038H121**

Width 40  
Depth 38  
Height 121



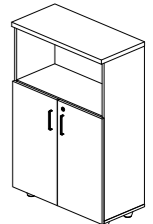
**Storage\_SLV\_CAS4038H155**

Width 40  
Depth 38  
Height 155



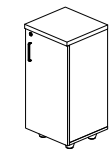
**Storage\_SLV\_CAS4038H191**

Width 40  
Depth 38  
Height 191



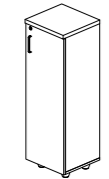
**Storage\_SLV\_CAS8038H121**

Width 80  
Depth 38  
Height 121



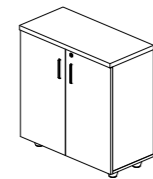
**Storage\_SLV\_CAB4038H83**

Width 40  
Depth 38  
Height 83



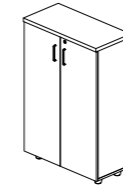
**Storage\_SLV\_CAB4038H121**

Width 40  
Depth 38  
Height 121



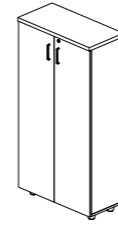
**Storage\_SLV\_CAB8038H83**

Width 80  
Depth 38  
Height 83



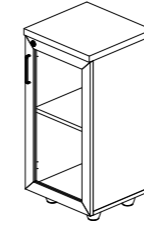
**Storage\_SLV\_CAB8038H121**

Width 80  
Depth 38  
Height 121



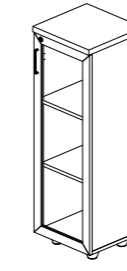
**Storage\_SLV\_CAB8038H155**

Width 80  
Depth 38  
Height 155



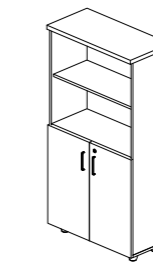
**Storage\_SLV\_CAG4038H83**

Width 40  
Depth 38  
Height 83



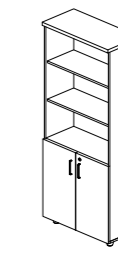
**Storage\_SLV\_CAG4038H121**

Width 40  
Depth 38  
Height 121



**Storage\_SLV\_CAS8038H155**

Width 80  
Depth 38  
Height 155



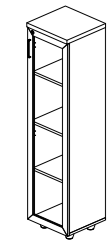
**Storage\_SLV\_CAS8038H191**

Width 80  
Depth 38  
Height 191



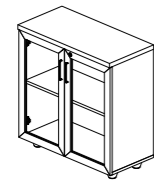
**Storage\_SLV\_CGS4038H155**

Width 40  
Depth 38  
Height 155



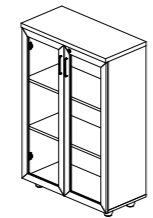
**Storage\_SLV\_CAG4038H155**

Width 40  
Depth 38  
Height 155



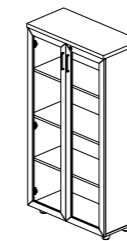
**Storage\_SLV\_CAG8038H83**

Width 80  
Depth 38  
Height 83



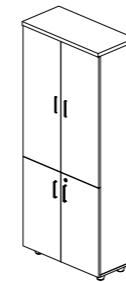
**Storage\_SLV\_CAG8038H121**

Width 30  
Depth 38  
Height 121



**Storage\_SLV\_CAG8038H155**

Width 80  
Depth 38  
Height 155




**Storage\_SLV\_CAB8038H191\_4C**

Width 80  
Depth 38  
Height 191



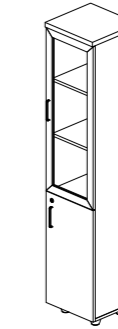
**Storage\_SLV\_CAB4038H191**

Width 40  
Depth 38  
Height 191



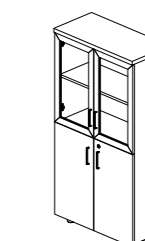
**Storage\_SLV\_CAB4038H155**

Width 40  
Depth 38  
Height 155



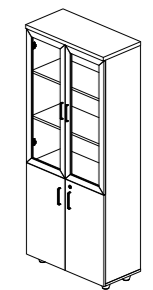
**Storage\_SLV\_CGS4038H191**

Width 40  
Depth 38  
Height 191



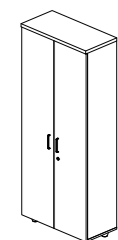
**Storage\_SLV\_CGS8038H155**

Width 80  
Depth 38  
Height 155



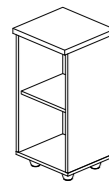
**Storage\_SLV\_CGS8038H191**

Width 80  
Depth 38  
Height 191



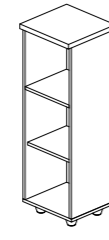
**Storage\_SLV\_CAB8038H191**

Width 80  
Depth 38  
Height 191



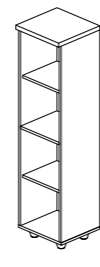
**Storage\_SLV\_CAF4038H83**

Width 40  
Depth 38  
Height 83



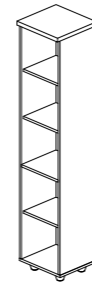
**Storage\_SLV\_CAF4038H121**

Width 40  
Depth 38  
Height 121



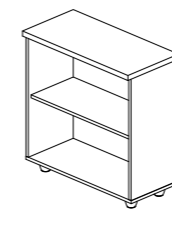
**Storage\_SLV\_CAF4038H155**

Width 40  
Depth 38  
Height 155



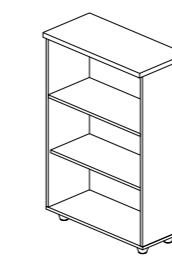
**Storage\_SLV\_CAF4038H191**

Width 40  
Depth 38  
Height 191



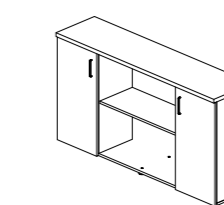
**Storage\_SLV\_CAF8038H83**

Width 80  
Depth 38  
Height 83



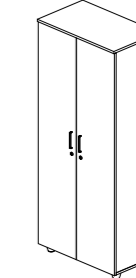
**Storage\_SLV\_CAF8038H121**

Width 80  
Depth 38  
Height 121



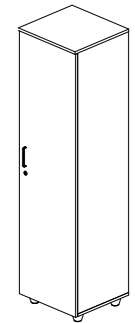
**Storage\_SLV\_CAS16040H90**

Width 160  
Depth 40  
Height 90



**Storage\_SLV\_WD8047H191**

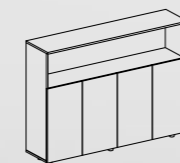
Width 80  
Depth 47  
Height 191



**Storage\_SLV\_WD5047H191**

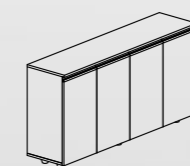
Width 50  
Depth 47  
Height 191

# Work



**Work Storage Fullcover**

Width 160  
Depth 39  
Height 80



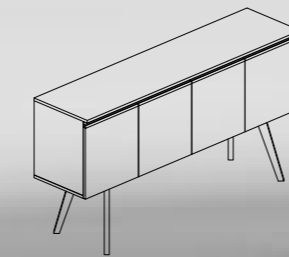
**Work Storage Semicover**

Width 160  
Depth 39  
Height 120



#workspaces2024

# Planet



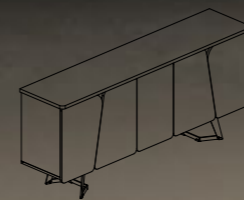
#### Planet Storage

Width	180
Depth	45
Height	95



#workspaces2024

# Breeze



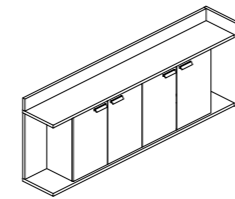
Executive Storage 200

Width	200
Depth	86
Height	45



#workspaces2024

# Eva

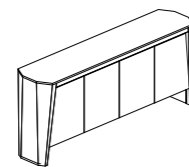


**Console 240**  
Width 240  
Depth 45  
Height 90

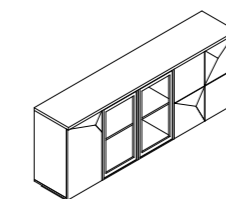
# Fly



# Loft



**Console 220**  
Width 220  
Depth 50  
Height 95

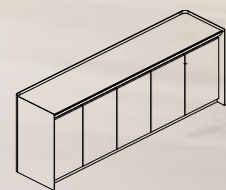


**Console 220**  
Width 220  
Depth 45  
Height 90



#workspaces2024

# Majör



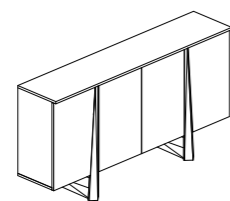
**Console 225**

Width 225  
Depth 52  
Height 82



#workingspaces2024

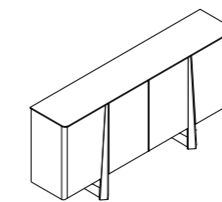
# Motto



**Console 200**

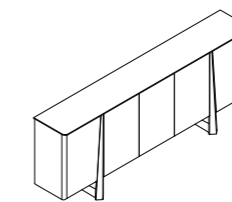
Width 180  
Depth 39  
Height 92

# Valens



**Console 189**

Width 189  
Depth 39  
Height 91



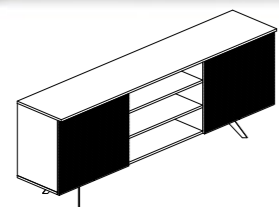
**Console 233**

Width 233  
Depth 39  
Height 91



#workingspaces2024

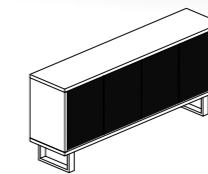
# Space



Console 220

Width 220  
Depth 45  
Height 85

# Zeta



Console 180

Width 180  
Depth 40  
Height 80



#workingspaces2024



# Baron

Baron modern sofa family, distinguished by its simple and stable presence, seamlessly integrates deep, comfortable seating with an elegant arm and back detail.

01  
Baron Sofa Set

02  
Pipe Coffe Table

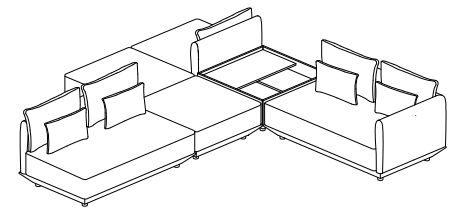
03  
Boost Lounge



The pairing of two different fabric textures creates depth and a framing effect, delivering an extra touch of unique elegance and a limitless design combinations. With configurations including lounge single chairs, ottomans, and side-tabled models, the versatile Baron modular sofa family embraces comfort in various spatial needs for offices, waiting areas, lounges, foyers, executive offices, and shared spaces.



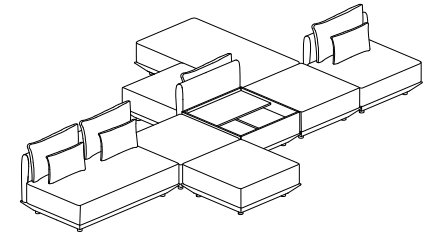
Baron Mood.01



**BARON\_SET 31**

Width	330
Depth	340
Height	68
Seat Height	40

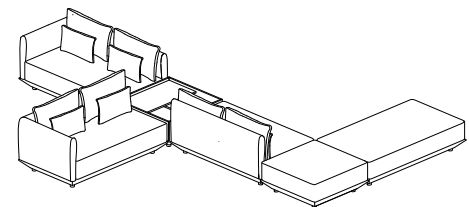
Baron Mood.02



**BARON\_SET 32**

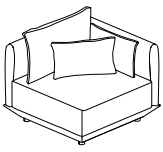
Width	510
Depth	340
Height	68
Seat Height	40

Baron Mood.03



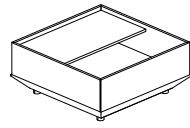
**BARON\_SET 33**

Width	250
Depth	500
Height	68
Seat Height	40




**Seating\_BARON\_CNR9090**

Width 90  
Depth 90  
Height 68  
Seat Height 40



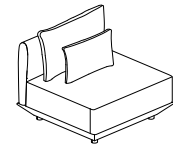
**Seating\_BARON\_CST9090**

Width 90  
Depth 90  
Height 40  
Seat Height 40



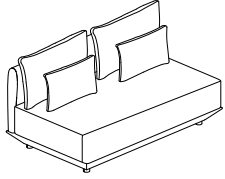
**Seating\_BARON\_LIL15090**

Width 150  
Depth 90  
Height 68  
Seat Height 40



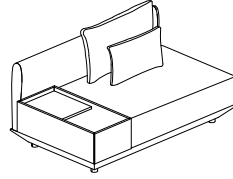
**Seating\_BARON\_LIN9090**

Width 90  
Depth 90  
Height 68  
Seat Height 40



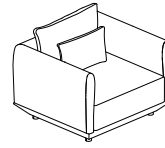
**Seating\_BARON\_LIN15090**

Width 150  
Depth 90  
Height 68  
Seat Height 40



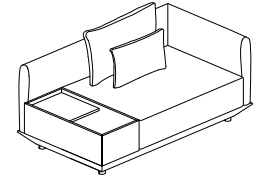
**Seating\_BARON\_LIR15090**

Width 150  
Depth 90  
Height 68  
Seat Height 40



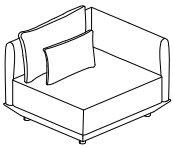
**Seating\_BARON\_LNG10090**

Width 100  
Depth 90  
Height 68  
Seat Height 40



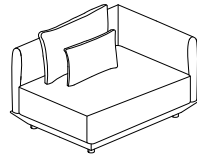
**Seating\_BARON\_MCL16090**

Width 160  
Depth 90  
Height 68  
Seat Height 40



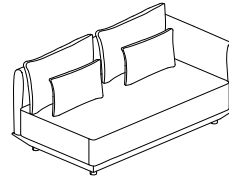
**Seating\_BARON\_MDL10090**

Width 100  
Depth 90  
Height 68  
Seat Height 40



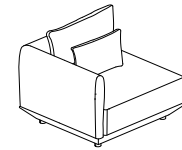
**Seating\_BARON\_MDL12090**

Width 120  
Depth 90  
Height 68  
Seat Height 40



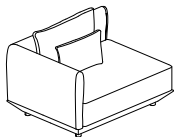
**Seating\_BARON\_MDL16090**

Width 160  
Depth 90  
Height 68  
Seat Height 40




**Seating\_BARON\_MDR10090**

Width 100  
Depth 90  
Height 68  
Seat Height 40



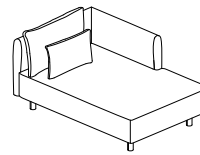
**Seating\_BARON\_MDR12090**

Width 120  
Depth 90  
Height 68  
Seat Height 40



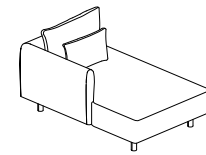
**Seating\_BARON\_MDR16090**

Width 160  
Depth 90  
Height 68  
Seat Height 40



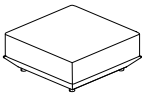
**Seating\_BARON\_MLL100150**

Width 100  
Depth 150  
Height 68  
Seat Height 40



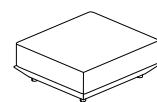
**Seating\_BARON\_MLR100150**

Width 100  
Depth 150  
Height 68  
Seat Height 40



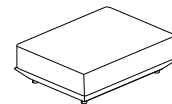
**Seating\_BARON\_PUF9090**

Width 90  
Depth 90  
Height 40  
Seat Height 40



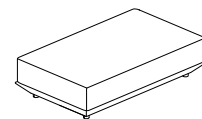
**Seating\_BARON\_PUF10090**

Width 100  
Depth 90  
Height 40  
Seat Height 40



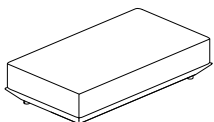
**Seating\_BARON\_PUF12090**

Width 120  
Depth 90  
Height 40  
Seat Height 40



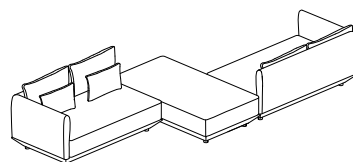
**Seating\_BARON\_PUF15090**

Width 150  
Depth 90  
Height 40  
Seat Height 40



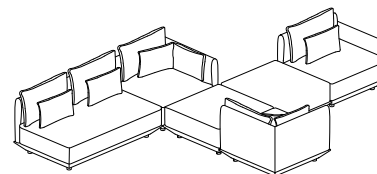
**Seating\_BARON\_PUF16090**

Width 160  
Depth 90  
Height 40  
Seat Height 40



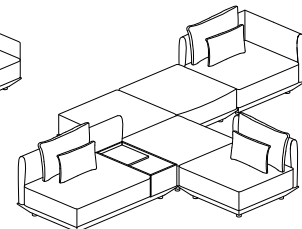
**BARON\_SET 28**

Width 410  
Depth 160  
Height 68  
Seat Height 40



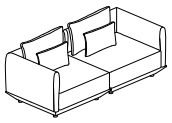
**BARON\_SET 29**

Width 420  
Depth 270  
Height 68  
Seat Height 40



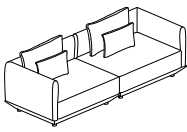
**BARON\_SET 30**

Width 430  
Depth 270  
Height 68  
Seat Height 40



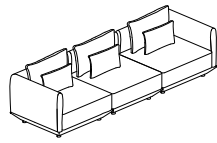
**BARON\_SET 1**

Width 200  
Depth 90  
Height 68  
Seat Height 40



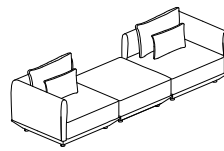
**BARON\_SET 2**

Width 240  
Depth 90  
Height 68  
Seat Height 40



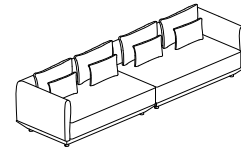
**BARON\_SET 3**

Width 290  
Depth 90  
Height 68  
Seat Height 40



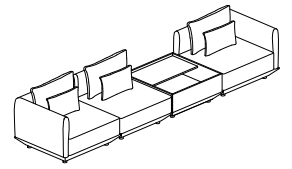
**BARON\_SET 4**

Width 290  
Depth 90  
Height 68  
Seat Height 40



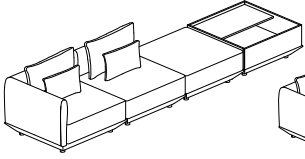
**BARON\_SET 5**

Width 320  
Depth 90  
Height 68  
Seat Height 40



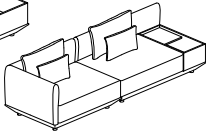
**BARON\_SET 6**

Width 380  
Depth 90  
Height 68  
Seat Height 40



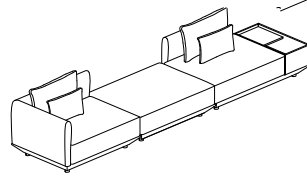
**BARON\_SET 7**

Width 370  
Depth 90  
Height 68  
Seat Height 40



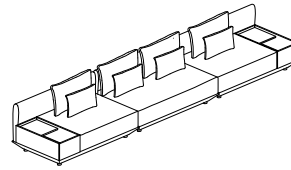
**BARON\_SET 8**

Width 270  
Depth 90  
Height 68  
Seat Height 40



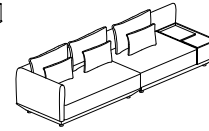
**BARON\_SET 9**

Width 390  
Depth 90  
Height 68  
Seat Height 40



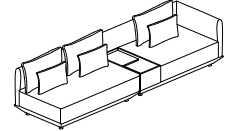
**BARON\_SET 10**

Width 450  
Depth 90  
Height 68  
Seat Height 40



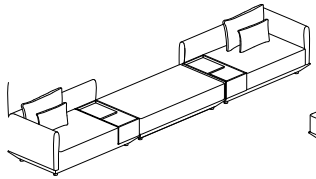
**BARON\_SET 11**

Width 310  
Depth 90  
Height 68  
Seat Height 40



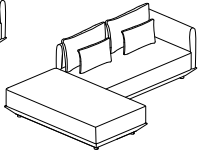
**BARON\_SET 12**

Width 310  
Depth 90  
Height 68  
Seat Height 40



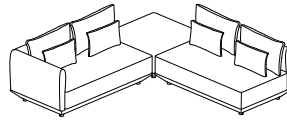
**BARON\_SET 13**

Width 480  
Depth 90  
Height 68  
Seat Height 40



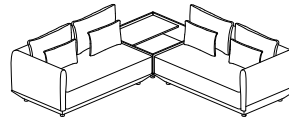
**BARON\_SET 14**

Width 250  
Depth 160  
Height 68  
Seat Height 40



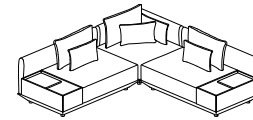
**BARON\_SET 15**

Width 250  
Depth 240  
Height 68  
Seat Height 40



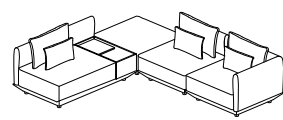
**BARON\_SET 16**

Width 250  
Depth 250  
Height 68  
Seat Height 40



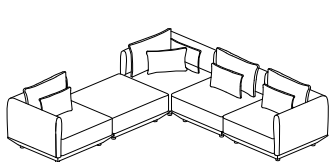
**BARON\_SET 17**

Width 240  
Depth 240  
Height 68  
Seat Height 40




**BARON\_SET 18**

Width 240  
Depth 280  
Height 68  
Seat Height 40



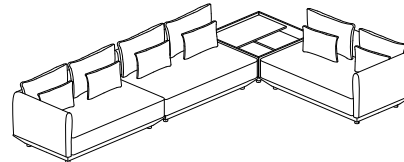
**BARON\_SET 19**

Width 290  
Depth 280  
Height 68  
Seat Height 40



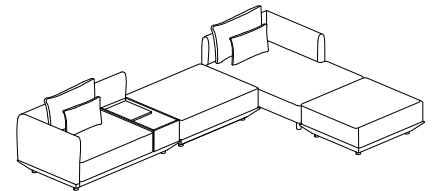
**BARON\_SET 20**

Width 370  
Depth 280  
Height 68  
Seat Height 40



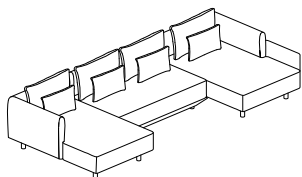
**BARON\_SET 21**

Width 400  
Depth 250  
Height 68  
Seat Height 40



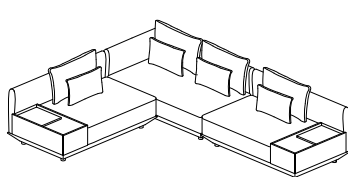
**BARON\_SET 27**

Width 360  
Depth 320  
Height 68  
Seat Height 40



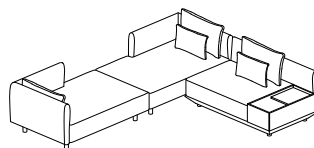
**BARON\_SET 23**

Width 350  
Depth 150  
Height 68  
Seat Height 40



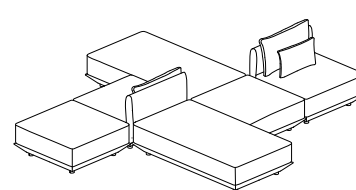
**BARON\_SET 24**

Width 240  
Depth 310  
Height 68  
Seat Height 40



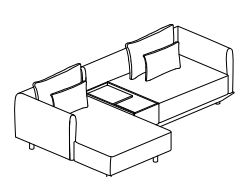
**BARON\_SET 25**

Width 380  
Depth 240  
Height 68  
Seat Height 40



**BARON\_SET 26**

Width 300  
Depth 250  
Height 68  
Seat Height 40



**BARON\_SET 22**

Width 260  
Depth 150  
Height 68  
Seat Height 40



# Fly

In collection of Marwood, Fly is a minimal and optimally sized sofa collection, the design details of the armrests stand out with metal bending techniques and are enriched with design details inspired by Japanese origami art.

01  
Fly Sofa Set

02  
Fly Coffe Table

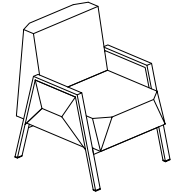
03  
Fly Console



The dimensional richness of the origami folds is reflected in the seating and back upholstery, harmonizing with the armrest. With a composition of metal, panel and fabric, offering personalization through a trio of materials, this seating group allows for cohesive pairings with FLY executive desks, FLY meeting, Loft executive manager desks, and meeting groups.




Fly Mood.01



**Seating\_FLY\_LNG**

Width	64
Depth	80
Height	46
Seat Height	86

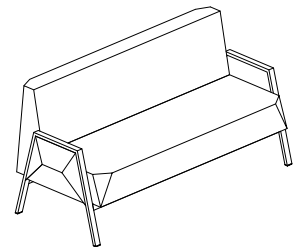
Fly Mood.02



**Seating\_FLY\_SOF\_130**

Width	122
Depth	80
Height	46
Seat Height	86

Fly Mood.03



**Seating\_FLY\_SOF\_170**

Width	170
Depth	80
Height	46
Seat Height	86



# Joker

The timeless design simplicity embodied by the Joker modern sofa family brings an elegant geometric effect to your spaces through the continuous flow of horizontal lines.

01  
Joker Sofa Set

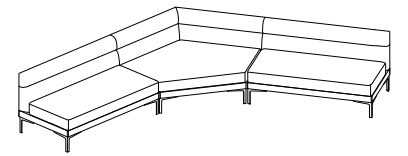
02  
Dublex Coffe Table



The layered repetition of horizontal lines breaks down the massiveness of the Joker design sofa, allowing for dynamic configurations that highlight design details. With modular sofa solutions, it creates configurations for executive manager rooms, hotel and hospital waiting areas, shared spaces, and social areas, introducing an elegant, lightweight, and fluid design perception to the space with its delicate lines.



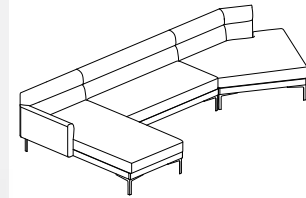
Joker Mood.01



**JOKER\_SET 4**


Width	350
Depth	240
Height	68
Seat Height	40

Joker Mood.02



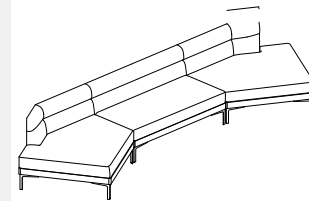
**JOKER\_SET 5**

Width	353
Depth	155
Height	68
Seat Height	40



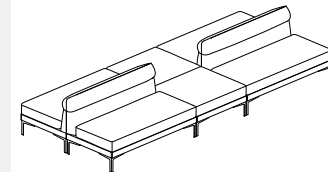
**JOKER\_SET 6**

Width	264
Depth	120
Height	68
Seat Height	40



**JOKER\_SET 7**

Width	400
Depth	120
Height	68
Seat Height	40



**JOKER\_SET 8**

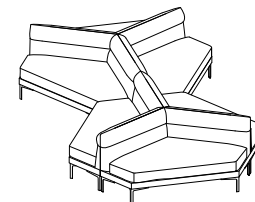
Width	352
Depth	146
Height	68
Seat Height	40



**JOKER\_SET 9**

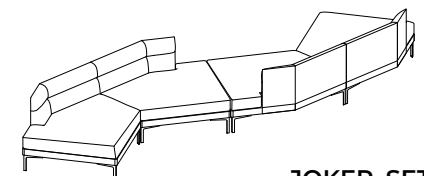
Width	187
Depth	216
Height	68
Seat Height	40

Joker Mood.03



**JOKER\_SET 10**

Width	375
Depth	216
Height	68
Seat Height	40



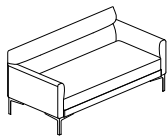
**JOKER\_SET 11**

Width	480
Depth	155
Height	68
Seat Height	40



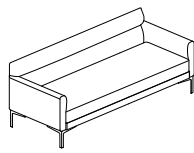
**Seating\_JOKER\_LNG**

Width 73  
Depth 80  
Height 68  
Seat Height 40



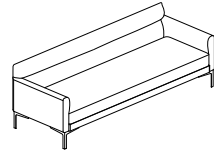
**Seating\_JOKER\_SOF\_150**

Width 150  
Depth 73  
Height 68  
Seat Height 40



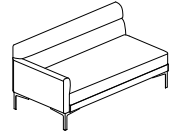
**Seating\_JOKER\_SOF\_180**

Width 180  
Depth 73  
Height 68  
Seat Height 40



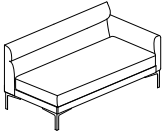
**Seating\_JOKER\_SOF\_210**

Width 210  
Depth 73  
Height 68  
Seat Height 40



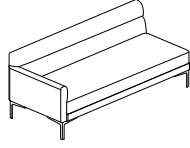
**Seating\_JOKER\_SFR\_143**

Width 143  
Depth 73  
Height 68  
Seat Height 40



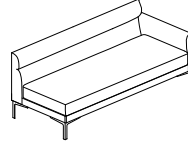
**Seating\_JOKER\_SFL\_143**

Width 143  
Depth 73  
Height 68  
Seat Height 40



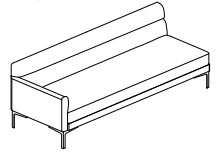
**Seating\_JOKER\_SFR\_173**

Width 173  
Depth 73  
Height 68  
Seat Height 40



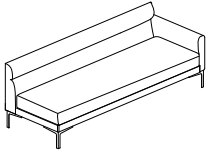
**Seating\_JOKER\_SFL\_173**

Width 173  
Depth 73  
Height 68  
Seat Height 40



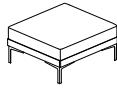
**Seating\_JOKER\_SFR\_203**

Width 203  
Depth 73  
Height 68  
Seat Height 40



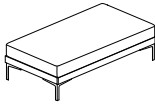
**Seating\_JOKER\_SFL\_203**

Width 203  
Depth 73  
Height 68  
Seat Height 40



**Seating\_JOKER\_PUF80**

Width 80  
Depth 73  
Height 40  
Seat Height 25



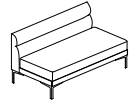
**Seating\_JOKER\_PUF136**

Width 136  
Depth 73  
Height 40  
Seat Height 25



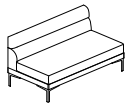
**Seating\_JOKER\_LIN\_136**

Width 136  
Depth 73  
Height 68  
Seat Height 40



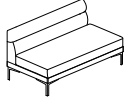
**Seating\_JOKER\_LIL\_136**

Width 136  
Depth 73  
Height 68  
Seat Height 40



**Seating\_JOKER\_LIR\_136**

Width 136  
Depth 73  
Height 68  
Seat Height 40



**Seating\_JOKER\_LND\_136**

Width 136  
Depth 73  
Height 68  
Seat Height 40



**Seating\_JOKER\_CRL\_140**

Width 140  
Depth 100  
Height 68  
Seat Height 40



**Seating\_JOKER\_CRR\_140**

Width 140  
Depth 100  
Height 68  
Seat Height 40



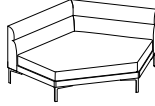
**Seating\_JOKER\_COL\_132**

Width 132  
Depth 100  
Height 68  
Seat Height 40



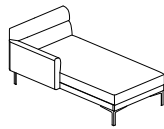
**Seating\_JOKER\_COR\_132**

Width 132  
Depth 100  
Height 68  
Seat Height 40



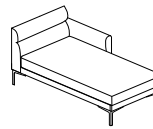
**Seating\_JOKER\_CRM\_168**

Width 168  
Depth 100  
Height 68  
Seat Height 40



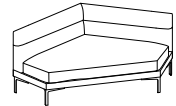
**Seating\_JOKER\_CLR\_84155**

Width 155  
Depth 84  
Height 68  
Seat Height 40



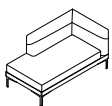
**Seating\_JOKER\_CLL\_84155**

Width 155  
Depth 84  
Height 68  
Seat Height 40



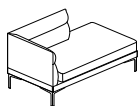
**Seating\_JOKER\_CND\_168**

Width 168  
Depth 153  
Height 68  
Seat Height 40



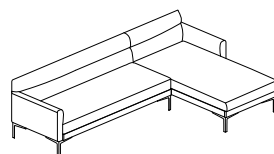
**Seating\_JOKER\_JSL\_135**

Width 135  
Depth 73  
Height 68  
Seat Height 40



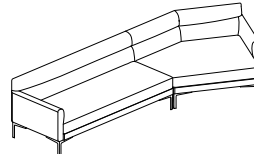
**Seating\_JOKER\_JSR\_135**

Width 135  
Depth 73  
Height 68  
Seat Height 40



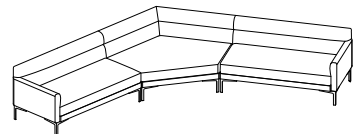
**JOKER\_SET 1**

Width 257  
Depth 155  
Height 68  
Seat Height 40



**JOKER\_SET 2**

Width 312  
Depth 120  
Height 68  
Seat Height 40



**JOKER\_SET 3**

Width 360  
Depth 245  
Height 68  
Seat Height 40



# Medy

Medy stands out as the most distinctive seating unique design element in the Marwood product collection.

01  
Medy Sofa Set

02  
Dublex Coffe Table

03  
Medy Pouf




With lines that can adapt to any environment, Medy design sofa paves the way for original creativity. Offering both divan ottoman types and modular seating options, it provides endless possibilities. The T-module and backed single model, can be equipped with electrical outlet access points, enhance social spaces, enriching your experience with customizable options.



Medy Mood.01

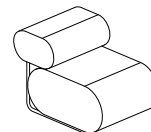
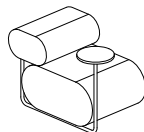
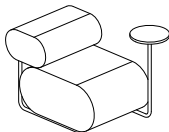
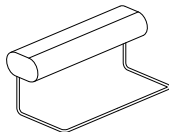
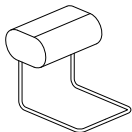


Medy Mood.02



Medy Mood.03





**Seating\_MEDY\_LBS60**

Width 60  
Depth 78  
Height 65

**Seating\_MEDY\_LBS150**

Width 150  
Depth 78  
Height 65

**Seating\_MEDY\_LCL6095**

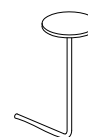
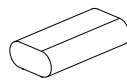
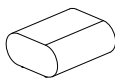
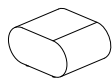
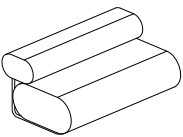
Width 60  
Depth 95  
Height 65  
Seat Height 40

**Seating\_MEDY\_LCR6095**

Width 60  
Depth 95  
Height 65  
Seat Height 40

**Seating\_MEDY\_LNG6095**

Width 60  
Depth 95  
Height 65  
Seat Height 40



**Seating\_MEDY\_LNG15095**

Width 150  
Depth 95  
Height 65  
Seat Height 40

**Seating\_MEDY\_LPF6080**

Width 60  
Depth 80  
Height 40  
Seat Height 40

**Seating\_MEDY\_LPF9080**

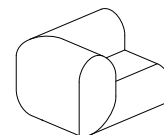
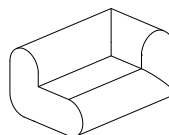
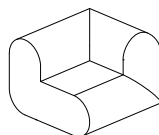
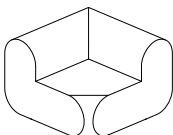
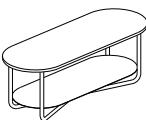
Width 90  
Depth 80  
Height 40  
Seat Height 40

**Seating\_MEDY\_LPF15080**

Width 150  
Depth 80  
Height 40  
Seat Height 40

**Seating\_MEDY\_MCT30**

Height 68  
Dim 30



**Seating\_MEDY\_MCT12045**

Width 120  
Depth 45  
Height 42

**Seating\_MEDY\_MDC9595**

Width 95  
Depth 95  
Height 70  
Seat Height 40

**Seating\_MEDY\_MDL9090**

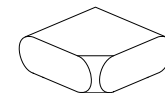
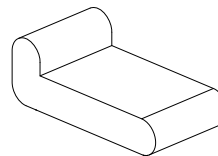
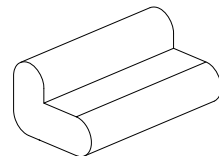
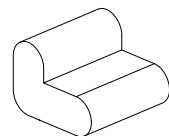
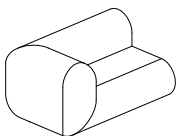
Width 90  
Depth 90  
Height 70  
Seat Height 40

**Seating\_MEDY\_MDL12590**

Width 125  
Depth 90  
Height 70  
Seat Height 40

**Seating\_MEDY\_MDR9090**

Width 90  
Depth 90  
Height 70  
Seat Height 40



**Seating\_MEDY\_MDR12590**

Width 125  
Depth 90  
Height 70  
Seat Height 40

**Seating\_MEDY\_MDS9090**

Width 90  
Depth 90  
Height 70  
Seat Height 40

**Seating\_MEDY\_MDS15090**

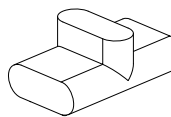
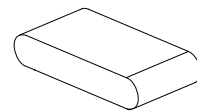
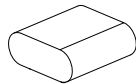
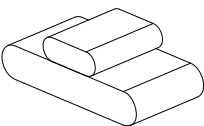
Width 150  
Depth 90  
Height 70  
Seat Height 40

**Seating\_MEDY\_MDS90180**

Width 90  
Depth 180  
Height 70  
Seat Height 40

**Seating\_MEDY\_PFC9595**

Width 95  
Depth 95  
Height 40  
Seat Height 40



**Seating\_MEDY\_PFD90180**

Width 90  
Depth 180  
Height 65  
Seat Height 40

**Seating\_MEDY\_PFL9090**

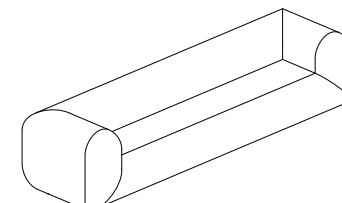
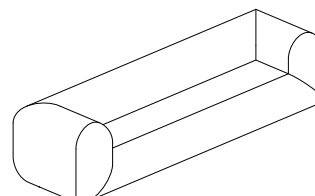
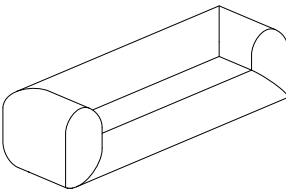
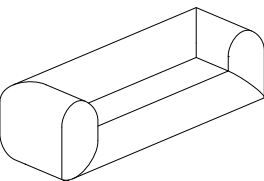
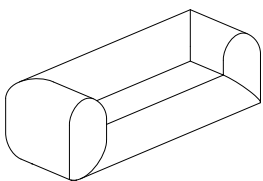
Width 90  
Depth 90  
Height 40  
Seat Height 40

**Seating\_MEDY\_PFL90180**

Width 180  
Depth 90  
Height 40  
Seat Height 40

**Seating\_MEDY\_PFT15090**

Width 150  
Depth 90  
Height 67  
Seat Height 40



**Seating\_MEDY\_SOF210**

Width 210  
Depth 90  
Height 70  
Seat Height 40

**Seating\_MEDY\_SOF230**

Width 230  
Depth 90  
Height 70  
Seat Height 40

**Seating\_MEDY\_SOF250**

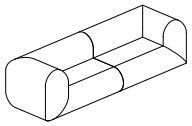
Width 250  
Depth 90  
Height 70  
Seat Height 40

**Seating\_MEDY\_SOF280**

Width 280  
Depth 90  
Height 70  
Seat Height 40

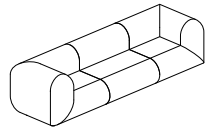
**Seating\_MEDY\_SOF300**

Width 300  
Depth 90  
Height 70  
Seat Height 40



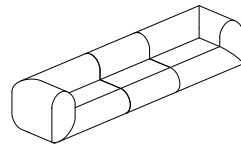
**MEDY\_SET 3**

Width	250
Depth	90
Height	70
Seat Height	40



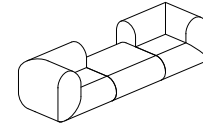
**MEDY\_SET 4**

Width	270
Depth	90
Height	70
Seat Height	40



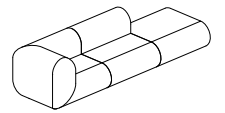
**MEDY\_SET 5**

Width	340
Depth	90
Height	70
Seat Height	40



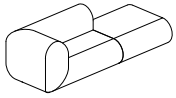
**MEDY\_SET 6**

Width	270
Depth	90
Height	70
Seat Height	40



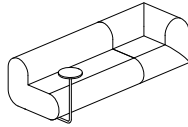
**MEDY\_SET 7**

Width	270
Depth	90
Height	70
Seat Height	40



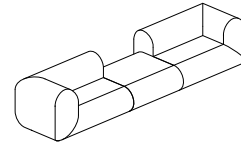
**MEDY\_SET 8**

Width	215
Depth	90
Height	70
Seat Height	40



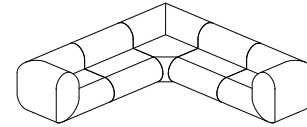
**MEDY\_SET 9**

Width	240
Depth	90
Height	70
Seat Height	40



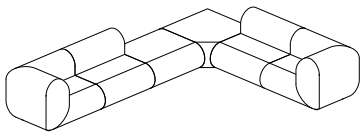
**MEDY\_SET 10**

Width	340
Depth	90
Height	70
Seat Height	40



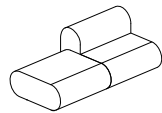
**MEDY\_SET 13**

Width	275
Depth	275
Height	70
Seat Height	40



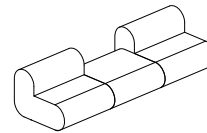
**MEDY\_SET 14**

Width	365
Depth	275
Height	70
Seat Height	40



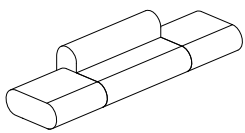
**MEDY\_SET 20**

Width	180
Depth	90
Height	70
Seat Height	40



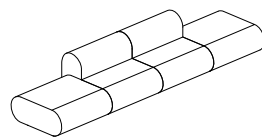
**MEDY\_SET 21**

Width	270
Depth	90
Height	70
Seat Height	40



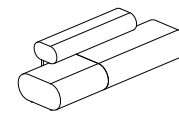
**MEDY\_SET 22**

Width	270
Depth	90
Height	70
Seat Height	40



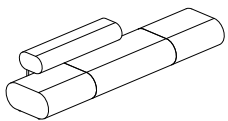
**MEDY\_SET 23**

Width	360
Depth	90
Height	70
Seat Height	40



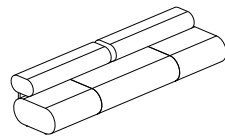
**MEDY\_SET 39**

Width	240
Depth	95
Height	65
Seat Height	40



**MEDY\_SET 40**

Width	330
Depth	95
Height	65
Seat Height	40



**MEDY\_SET 41**

Width	330
Depth	95
Height	65
Seat Height	40



# Morn

Comfortably leaning into the curve, the beautifully rounded corners! Introducing Morn, the modern lounge seating and sofa you'll want to come back and sit in every time.

01  
Morn Lounge

02  
GoWall Storage



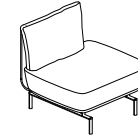
With options like the single lounge swivel and electrical outlet in the arm details, it is suitable for waiting areas in hospitals, airport lounges, educational institution seating areas, shared spaces in convention centers, and reception areas in business centers. Its craftsmanship ensures top-quality durability for high-traffic use.

Morn Mood.01



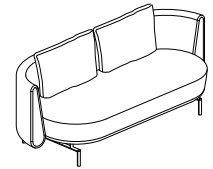
**Seating\_MORN\_LNG**

Width	80
Depth	70
Height	65
Seat Height	36




**Seating\_MORN\_LNL**

Width	74
Depth	75
Height	65
Seat Height	36



**Seating\_MORN\_SOF\_180**

Width	180
Depth	75
Height	65
Seat Height	36

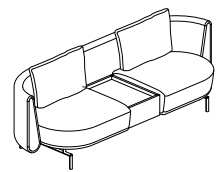


Morn Mood.02



**Seating\_MORN\_SOF\_210**

Width	210
Depth	75
Height	65
Seat Height	36

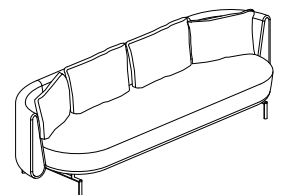


Morn Mood.03



**Seating\_MORN\_SOM\_210**

Width	210
Depth	75
Height	65
Seat Height	36



**Seating\_MORN\_SOF\_240**

Width	240
Depth	75
Height	65
Seat Height	36



# Punto

Discover the perfect sofa for every project type PUNTO, a modern sofa family featuring iconic sofas designed for both corporate and residential lounge areas.

01  
Punto Sofa Set

02  
Space Coffe Table

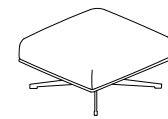
03  
Note Storage



Punto sofa collection, including swivel lounge and ottoman pouf options, is crafted with high-quality materials to offer intelligently designed, modern, and comfortable sofas. With its inviting comfort and elegant presence, Punto becomes a preferred choice for executive offices, residences, waiting and reception areas, as well as social shared spaces.

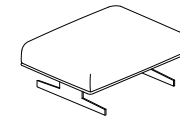


Punto Mood.01



**Seating\_PUNTO\_Ottoman 70**

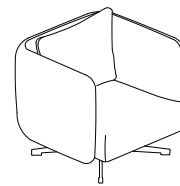
Width	70
Depth	65
Height	38



**Seating\_PUNTO\_Ottoman 90**

Width	90
Depth	65
Height	38

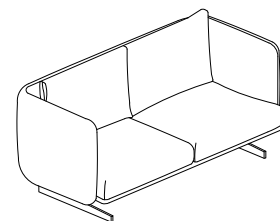
Punto Mood.02



**Seating\_PUNTO\_Lounge 85**

Width	85
Depth	80
Height	79
Seat Height	38

Punto Mood.03



**Seating\_PUNTO\_Sofa 165**

**Seating\_PUNTO\_Sofa 185**

**Seating\_PUNTO\_Sofa 215**

**Seating\_PUNTO\_Sofa 245**

Depth	80
Height	79
Seat Height	38



# Rota

Rounded and holistic, Rota Modern sofa design family offers the allure of comfort with a chic and sculptural presence, bringing a serene character to any space it graces!

01  
Rofa Sofa Set

02  
Pipe Coffe Table

03  
GoWall Storage



Chic and sculptural, Rota Modern sofa family brings comfort to life with its curvaceous and timeless design. The curved form transforms any space into a welcoming area, and the metal legs ensure a light and comfortable seating experience. Perfect for executive offices or compact spaces, Rota offers elegance and comfort in a single and three-seater sofa, lounge, chair, and bar options. Elevate your space with Rota's distinctive character and reassuring nobility.




Rota Mood.01




Rota Mood.02





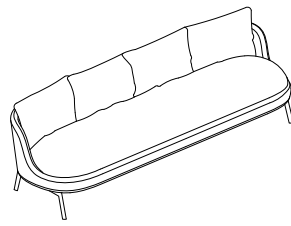
**Seating\_ROTALNG\_PLEG**

Width 74  
Depth 70  
Height 60  
Seat Height 30



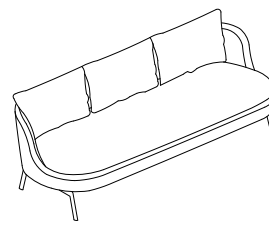
**Seating\_ROTALNG\_SLEG**

Width 74  
Depth 70  
Height 60  
Seat Height 30




**Seating\_ROTASFL235**

Width 235  
Depth 70  
Height 60  
Seat Height 30



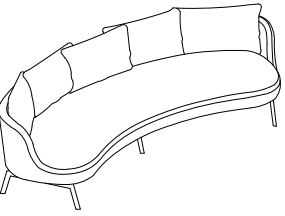
**Seating\_ROTASFL195**

Width 195  
Depth 70  
Height 60  
Seat Height 30




**Seating\_ROTASFL135**

Width 135  
Depth 70  
Height 60  
Seat Height 30



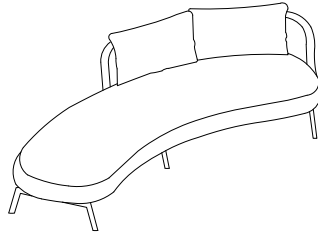
**Seating\_ROTACRV240**

Width 240  
Depth 70  
Height 60  
Seat Height 30



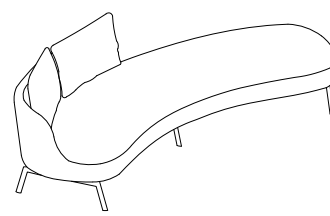
**Seating\_ROTACRV160**

Width 160  
Depth 70  
Height 60  
Seat Height 30




**Seating\_ROTACRL240**

Width 240  
Depth 70  
Height 60  
Seat Height 30




**Seating\_ROTACRR240**

Width 240  
Depth 70  
Height 60  
Seat Height 30



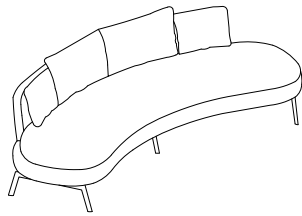
**Seating\_ROTACRL160**

Width 160  
Depth 70  
Height 60  
Seat Height 30



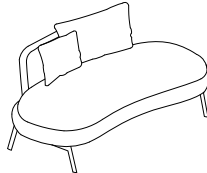
**Seating\_ROTACRR160**

Width 160  
Depth 70  
Height 60  
Seat Height 30



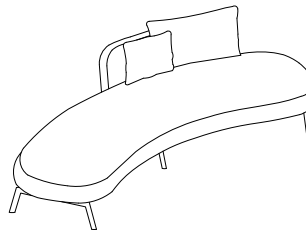
**Seating\_ROTACRM240**

Width 240  
Depth 70  
Height 60  
Seat Height 30



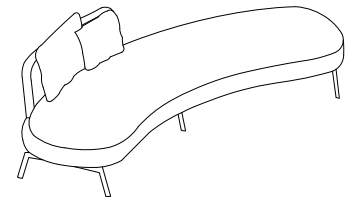
**Seating\_ROTACRM160**

Width 160  
Depth 70  
Height 60  
Seat Height 30



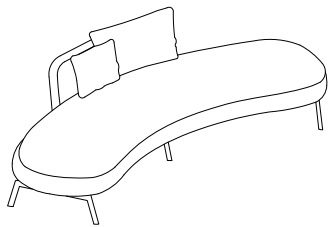
**Seating\_ROTACCL240**

Width 240  
Depth 70  
Height 60  
Seat Height 30



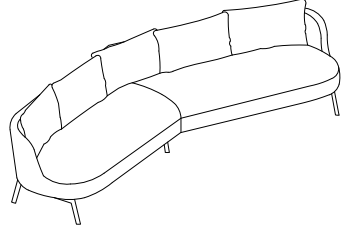
**Seating\_ROTACCR240**

Width 240  
Depth 70  
Height 60  
Seat Height 30




**Seating\_ROTACCM240**

Width 240  
Depth 70  
Height 60  
Seat Height 30



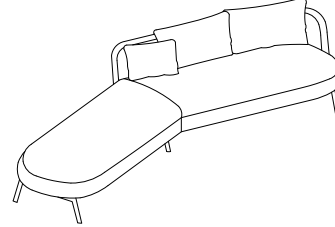
**Seating\_ROTANG290**

Width 290  
Depth 70  
Height 60  
Seat Height 30



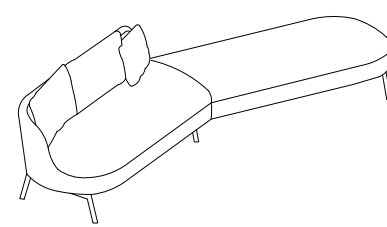
**Seating\_ROTANG175**

Width 175  
Depth 70  
Height 60  
Seat Height 30




**Seating\_ROTANL290**

Width 290  
Depth 70  
Height 60  
Seat Height 30



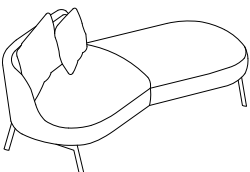
**Seating\_ROTANR290**

Width 290  
Depth 70  
Height 60  
Seat Height 30




**Seating\_ROTANL175**

Width 175  
Depth 70  
Height 60  
Seat Height 30



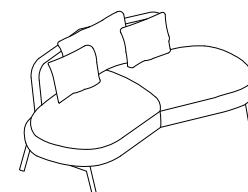
**Seating\_ROTANR175**

Width 175  
Depth 70  
Height 60  
Seat Height 30



**Seating\_ROTANM290**

Width 290  
Depth 70  
Height 60  
Seat Height 30



**Seating\_ROTANM175**

Width 175  
Depth 70  
Height 60  
Seat Height 30



# Show

Solid, smooth form, SHOW presents an alluring touch of rounded softness in every corner.

01  
Show Sofa&Show Lounge

02  
Opto Pouf&Doublex C:offe Table

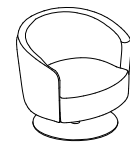
03  
Work Storage



The versatility of curve options further allows for the creation of centralized seating clusters in expansive environments, providing both aesthetic appeal and functional flexibility. Embrace SHOW, where robust design meets welcoming elegance, making it the perfect choice for those who appreciate a harmonious blend of style and comfort.

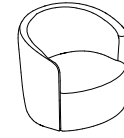


Show Mood.01



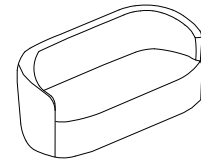
Show 1

Width	87
Depth	73
Height	77
Seat Height	38



Show 2

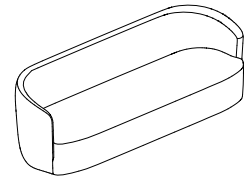
Width	87
Depth	73
Height	77
Seat Height	38



Show 3

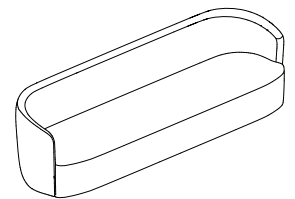
Width	188
Depth	73
Height	77
Seat Height	38

Show Mood.02



Show 4

Width	250
Depth	73
Height	77
Seat Height	38

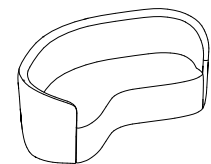


Show Mood.03



Show 5

Width	285
Depth	73
Height	77
Seat Height	38



Show 6

Width	204
Depth	73
Height	77
Seat Height	38



# Solar

Solar, a modular sofa family, samples the essence of minimal modern design.

01  
Solar Sofa Set

02  
Pipe Coffe Table&Motto Coffe Table

03  
GoWall Storage



Versatile in various sizes and details, it provides aesthetic solutions to executive spaces, manager rooms, hotel lobbies, lounge areas, airport VIP lounges, and dynamic social settings. The Solar sofa family, with options for different arms and armrests, provides convenient access to electricity outlets, accommodating the needs of the digital era for extended comfort in soft working environments



Solar Mood.01

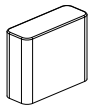


Solar Mood.02



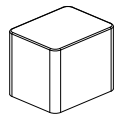
Solar Mood.03





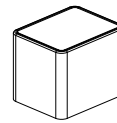
**Seating\_SOLAR\_ARM2568H55**

Width 25  
Depth 68  
Height 55



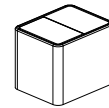
**Seating\_SOLAR\_ARM5468H55**

Width 54  
Depth 68  
Height 55



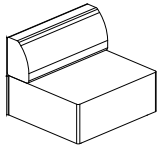
**Seating\_SOLAR\_ARF5468H55**

Width 54  
Depth 68  
Height 55



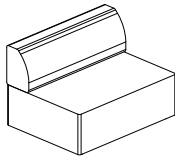
**Seating\_SOLAR\_ARH5468H55**

Width 54  
Depth 68  
Height 55



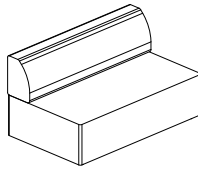
**Seating\_SOLAR\_LIN100**

Width 100  
Depth 90  
Height 80  
Seat Height 43



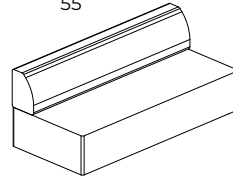
**Seating\_SOLAR\_LIN120**

Width 120  
Depth 90  
Height 80  
Seat Height 43



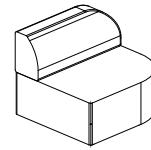
**Seating\_SOLAR\_LIN150**

Width 150  
Depth 90  
Height 80  
Seat Height 43



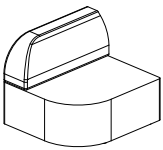
**Seating\_SOLAR\_LIN200**

Width 200  
Depth 90  
Height 80  
Seat Height 43



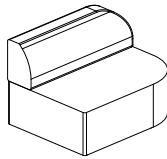
**Seating\_SOLAR\_HCR100**

Width 100  
Depth 90  
Height 80  
Seat Height 43



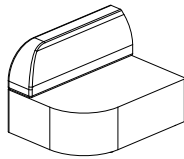
**Seating\_SOLAR\_HCL100**

Width 100  
Depth 90  
Height 80  
Seat Height 43



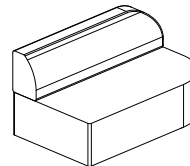
**Seating\_SOLAR\_HCR120**

Width 120  
Depth 90  
Height 80  
Seat Height 43



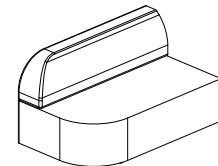
**Seating\_SOLAR\_HCL120**

Width 120  
Depth 90  
Height 80  
Seat Height 43



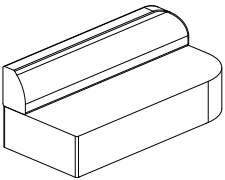
**Seating\_SOLAR\_HCR150**

Width 150  
Depth 90  
Height 80  
Seat Height 43



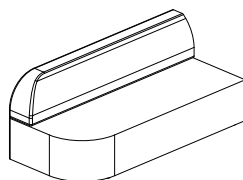
**Seating\_SOLAR\_HCL150**

Width 150  
Depth 90  
Height 80  
Seat Height 43



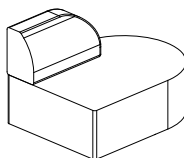
**Seating\_SOLAR\_HCR200**

Width 200  
Depth 90  
Height 80  
Seat Height 43



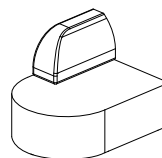
**Seating\_SOLAR\_HCL200**

Width 200  
Depth 90  
Height 80  
Seat Height 43



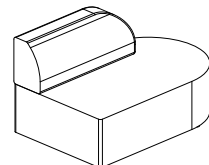
**Seating\_SOLAR\_FCR120**

Width 120  
Depth 90  
Height 80  
Seat Height 43



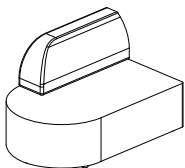
**Seating\_SOLAR\_FCL120**

Width 120  
Depth 90  
Height 80  
Seat Height 43



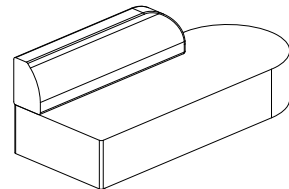
**Seating\_SOLAR\_FCR140**

Width 140  
Depth 90  
Height 80  
Seat Height 43



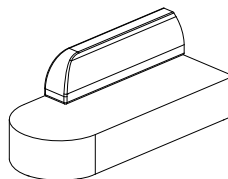
**Seating\_SOLAR\_FCL140**

Width 140  
Depth 90  
Height 80  
Seat Height 43



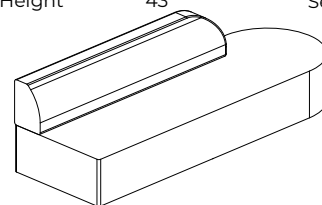
**Seating\_SOLAR\_FCR220**

Width 220  
Depth 90  
Height 80  
Seat Height 43



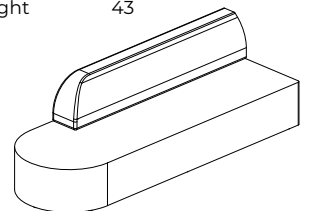
**Seating\_SOLAR\_FCL220**

Width 220  
Depth 90  
Height 80  
Seat Height 43



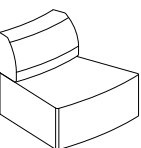
**Seating\_SOLAR\_FCR270**

Width 270  
Depth 90  
Height 80  
Seat Height 43



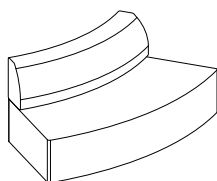
**Seating\_SOLAR\_FCL270**

Width 270  
Depth 90  
Height 80  
Seat Height 43



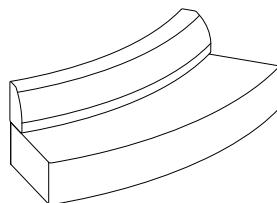
**Seating\_SOLAR\_CNX100**

Width 100  
Depth 90  
Height 80  
Seat Height 43



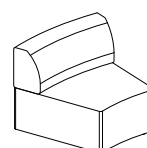
**Seating\_SOLAR\_CNX200**

Width 200  
Depth 90  
Height 80  
Seat Height 43



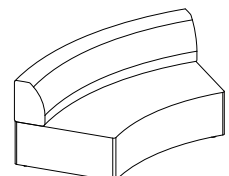
**Seating\_SOLAR\_CNX275**

Width 275  
Depth 90  
Height 80  
Seat Height 43



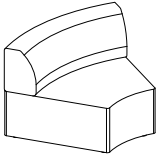
**Seating\_SOLAR\_CNV100**

Width 100  
Depth 90  
Height 80  
Seat Height 43



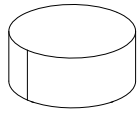
**Seating\_SOLAR\_CNV200**

Width 200  
Depth 90  
Height 80  
Seat Height 43



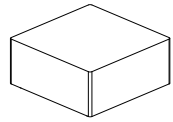
**Seating\_SOLAR\_CNV125**

Width 125  
Depth 90  
Height 80  
Seat Height 43



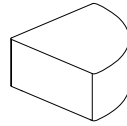
**Seating\_SOLAR\_PUF90**

Width 90  
Depth 90  
Height 43  
Seat Height 43



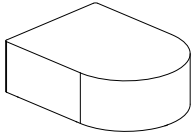
**Seating\_SOLAR\_PUF9090**

Width 90  
Depth 90  
Height 43  
Seat Height 43



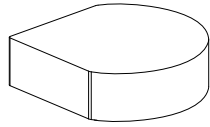
**Seating\_SOLAR\_PUF90R**

Width 90  
Depth 90  
Height 43  
Seat Height 43



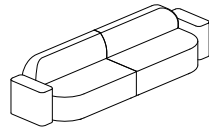
**Seating\_SOLAR\_PUF120**

Width 120  
Depth 90  
Height 43  
Seat Height 43



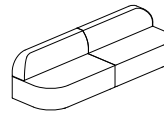
**Seating\_SOLAR\_PUF126**

Width 126  
Depth 90  
Height 43  
Seat Height 43



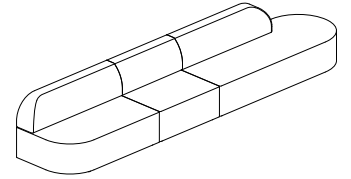
**SOLAR\_SET 1**

Width 350  
Depth 90  
Height 80  
Seat Height 43



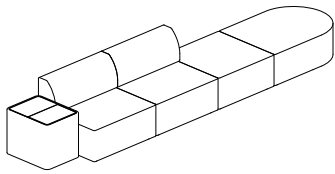
**SOLAR\_SET 2**

Width 300  
Depth 90  
Height 80  
Seat Height 43



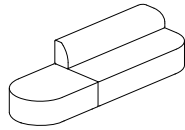
**SOLAR\_SET 3**

Width 520  
Depth 90  
Height 80  
Seat Height 43



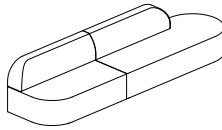
**SOLAR\_SET 4**

Width 465  
Depth 90  
Height 80  
Seat Height 43



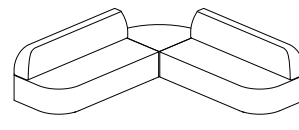
**SOLAR\_SET 5**

Width 320  
Depth 90  
Height 80  
Seat Height 43



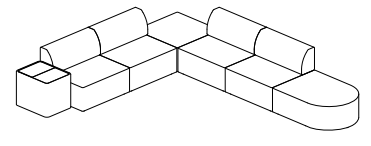
**SOLAR\_SET 6**

Width 370  
Depth 90  
Height 80  
Seat Height 43



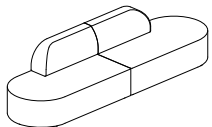
**SOLAR\_SET 7**

Width 290  
Depth 290  
Height 80  
Seat Height 43



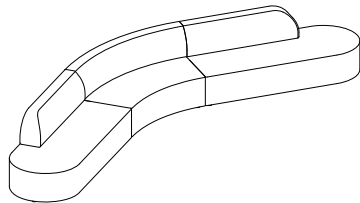
**SOLAR\_SET 8**

Width 345  
Depth 410  
Height 80  
Seat Height 43



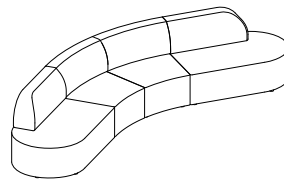
**SOLAR\_SET 9**

Width 340  
Depth 90  
Height 80  
Seat Height 43



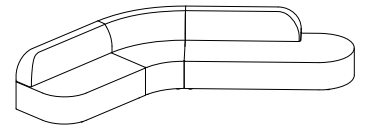
**SOLAR\_SET 10**

Width 576  
Depth 176  
Height 80  
Seat Height 43



**SOLAR\_SET 11**

Width 426  
Depth 143  
Height 80  
Seat Height 43



**SOLAR\_SET 12**

Width 400  
Depth 255  
Height 80  
Seat Height 43



# Space

Addressing seating needs in the most minimal dimensions, the Space seating collection offers optimized lounge seating in the form of a single chair and two sofa sizes.

01  
Space Sofa Set

02  
Space Coffee Table

03  
Note Storage



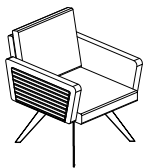
The optional stitch detail on the armrests can enrich the design with a dynamic craftsmanship touch. Craftsmanship options are available thanks to the upholstery work, providing design flexibility. Part of a diverse family that includes the Space executive desk set and Space meeting collection, this seating group supports comprehensive seating needs. With its slim and elegant lines on delicate metal laser-cut legs, it brings a sense of lightness to the space, making it an easy-going product



## Space Mood.01

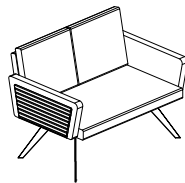


## Space Mood.02



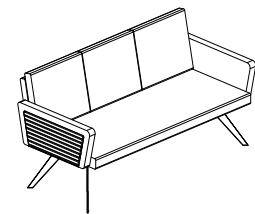
### Seating\_SPACE\_LNG

Width	62
Depth	70
Height	44
Seat Height	85



### Seating\_SPACE\_SOF\_110

Width	110
Depth	70
Height	44
Seat Height	85



### Seating\_SPACE\_SOF\_160

Width	160
Depth	70
Height	44
Seat Height	85



# Odissea

Crafting a narrative at the heart of everything! Odissea design sofa creates a captivating story with its embracing form and unconventional proportions.

01  
Odissea Sofa Set

02  
Stone Coffe Table



The clean design language, simple and organic form of Odissea perfectly complements modern interior design. With chair, lounge, and sofa variants, it boasts a rich product family that seamlessly blends with other furniture and accessories, offering a variety of colors and upholstery options. Odissea is an ideal choice for homes, hotels, cafes, and restaurants, as well as conference rooms and meeting spaces.



## Odissea Mood.01



### Seating\_ODISSEA\_Chair\_4leg

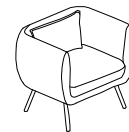
Width	65
Depth	55
Height	74
Seat Height	45



### Seating\_ODISSEA\_Chair\_Rotate

Width	65
Depth	55
Height	74
Seat Height	45

## Odissea Mood.02



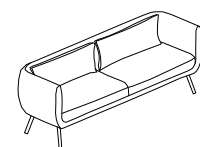
### Seating\_ODISSEA\_Lounge

Width	84
Depth	73
Height	73
Seat Height	42



### Seating\_ODISSEA\_Sofa152

Width	152
Depth	73
Height	73
Seat Height	42



### Seating\_ODISSEA\_Sofa208

Width	208
Depth	73
Height	73
Seat Height	42

# Avensis



**Avensis\_OPR**

Width	65
Depth	55
Height	110
Seat Height	50



**Avensis\_MNG**

Width	65
Depth	55
Height	130
Seat Height	50



**Avensis\_VSTD5**

Width	65
Depth	55
Height	110
Seat Height	50



**Avensis\_VSTU**

Width	65
Depth	55
Height	110
Seat Height	50

# Concorde



**Concorde\_VST**

Width	67
Depth	48
Height	110
Seat Height	50



**Concorde\_OPR**

Width	67
Depth	48
Height	110
Seat Height	50



**Concorde\_MNG**

Width	70
Depth	54
Height	130
Seat Height	50

# July



**July\_VSTD5**

Width	70
Depth	60
Height	118
Seat Height	50



**July\_VSTU**

Width	70
Depth	60
Height	118
Seat Height	50



**July\_OPR**


Width	70
Depth	60
Height	118
Seat Height	50



**July\_MNG**

Width	70
Depth	60
Height	138
Seat Height	50

# Silver



**Silver\_VST**



Width	55
Depth	62
Height	98
Seat Height	50



**Silver\_OPR**

Width	58
Depth	67
Height	110
Seat Height	50

# Theo



**Theo\_MNG (Black)**

Width	70
Depth	67
Height	102-116
Seat Height	46



**Theo\_MNG (Green-Orange)**

Width	70
Depth	67
Height	102-116
Seat Height	46



**Theo\_OPR (Black)**

Width	70
Depth	67
Height	102-116
Seat Height	50



**Theo\_OPR (Green-Orange)**

Width	70
Depth	67
Height	102-116
Seat Height	51

# Vive



**Vive\_OPRH**




Width	68
Depth	62
Height	105
Seat Height	47



**Vive\_MNG**

Width	68
Depth	62
Height	120
Seat Height	47

# Boost



**Boost\_VSTR**

Width	63
Depth	66
Height	84
Seat Height	48



**Boost\_LNGU**

Width	64
Depth	67
Height	84
Seat Height	46



**Boost\_MNG**

Width	75
Depth	72
Height	80
Seat Height	46



**Boost\_OPR**

Width	75
Depth	72
Height	98
Seat Height	46



**Boost\_VSTS**


Width	46
Depth	54
Height	84
Seat Height	50



**Boost\_VST4L**

Width	48
Depth	55
Height	84
Seat Height	51

# Lucky



**Lucky\_Bar\_Withback**

Width 67  
Depth 70  
Height 102-116

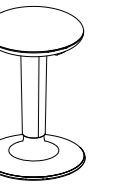


**Lucky\_Bar\_Withoutback**

Width 67  
Depth 70  
Height 77

# Cartello

# Champinon



**Champinon\_Bar**


Depth Ø35  
Height 55-73

# Boost



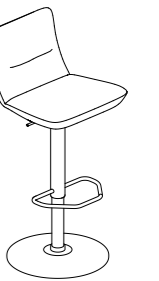
**Boost\_Bar\_X**

Width 46  
Depth 54  
Height 95



**Boost\_Bar\_Sled**

Width 46  
Depth 54  
Height 95



**Boost\_Bar\_Gaslift**

Width 46  
Depth 54  
Height 95



#workspaces2024



#workingspaces2024



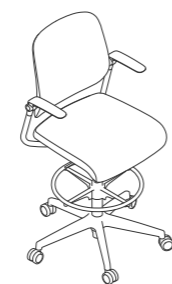
#workspaces2024

# Jun

01



02

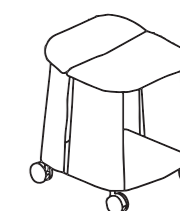


**Jun Draft Chair**

Width 115-127  
Depth 68  
Height 70-82

# Mitte

## WORKING SPACES



**Mitte Puf**

Width 40  
Depth 40  
Height 50

# Jun

01



02



01  
**Mitte Pouf**

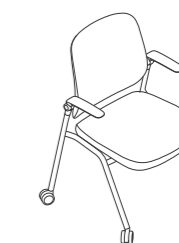
01



02

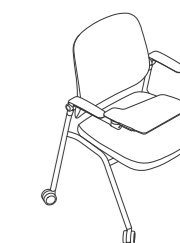


03



**Jun Meeting Chair**

Width 93  
Depth 59  
Height 43



**Jun Seminar Chair**

Width 93  
Depth 59  
Height 43



#workingspaces2024



#workspaces2024

# Opto

## WORKING SPACES



01



02

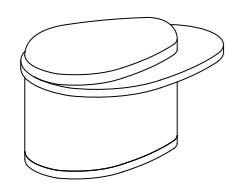


03

01  
Opto Pouf

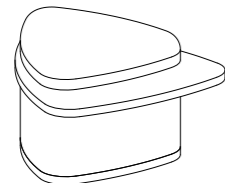
02  
Opto Pouf

03  
Opto Pouf



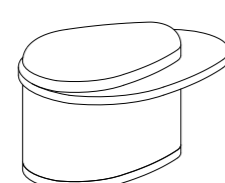
Opto Puf 1

Width 80  
Depth 60  
Height 48




Opto Puf 2

Width 77  
Depth 73  
Height 48



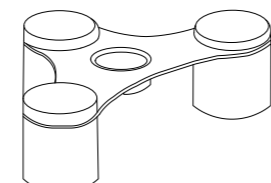
Opto Puf 3

Width 77  
Depth 57  
Height 48



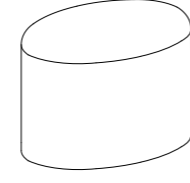
Opto Puf 4

Width 76  
Depth 64  
Height 48



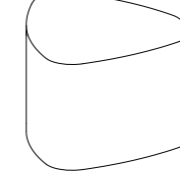
Opto Puf 5

Width 131  
Depth 81  
Height 48



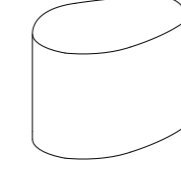
Opto Puf 6

Width 65  
Depth 45  
Height 46



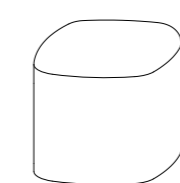
Opto Puf 7

Width 59  
Depth 56  
Height 46



Opto Puf 8

Width 59  
Depth 40  
Height 46



Opto Puf 9




Width 57  
Depth 48  
Height 46



#workingspaces2024

# Medy

<b>Seating_MEDY_PFL9090</b>		<b>Seating_MEDY_PFL90180</b>	
Width	90	Width	180
Depth	90	Depth	90
Height	40	Height	40
Seat Height	40	Seat Height	40

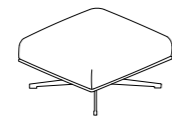


# Joker

<b>Seating_JOKER_PUF80</b>		<b>Seating_JOKER_PUF136</b>	
Width	80	Width	136
Depth	73	Depth	73
Height	40	Height	40
Seat Height	25	Seat Height	25

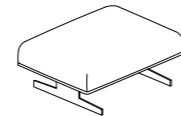


# Punto




**Seating\_PUNTO\_Ottoman 70**

Width	70
Depth	65
Height	38



**Seating\_PUNTO\_Ottoman 90**

Width	90
Depth	65
Height	36



# Origo

## WORKING SPACES

01



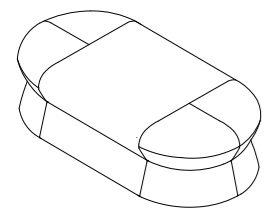
02



03

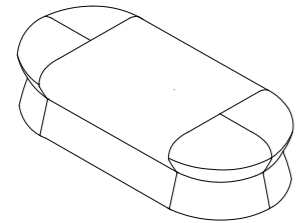


Space Styled,  
Work Perfected.



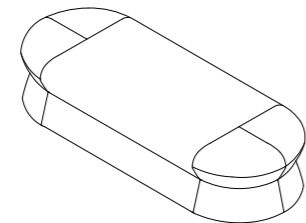
SEATING\_ORIGO\_160X80XH45

Width 160  
Depth 80  
Height 45



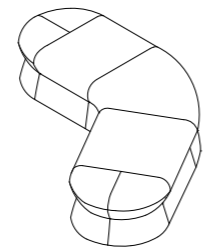
SEATING\_ORIGO\_180X80XH45

Width 180  
Depth 80  
Height 45



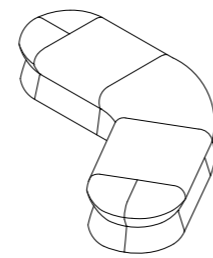
SEATING\_ORIGO\_210X80XH45

Width 210  
Depth 80  
Height 45



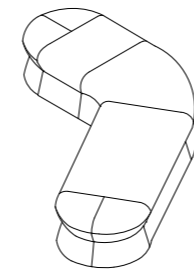
SEATING\_ORIGO\_240X185XH45

Width 240  
Depth 185  
Height 45



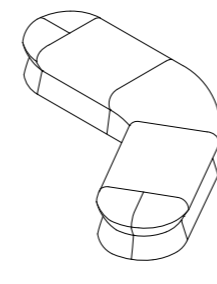
SEATING\_ORIGO\_260X185XH45

Width 260  
Depth 185  
Height 45




SEATING\_ORIGO\_265X228XH45

Width 265  
Depth 228  
Height 45



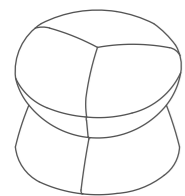
SEATING\_ORIGO\_290X201XH45

Width 290  
Depth 201  
Height 45



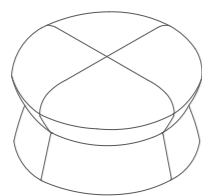
SEATING\_ORIGO\_R43H45

Width 43  
Depth 43  
Height 45



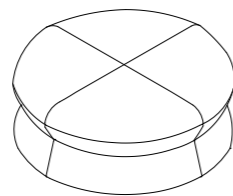
SEATING\_ORIGO\_R60H45

Width 60  
Depth 60  
Height 45



SEATING\_ORIGO\_R80H45

Width 80  
Depth 80  
Height 45



SEATING\_ORIGO\_R120H45

Width 120  
Depth 120  
Height 45



#workingspaces2024

# Origo

## WORKING SPACES

01



03



02



Space Styled,  
Work Perfected.


01  
Origo Coffee Table

02  
Origo Coffee Table

03  
Origo Coffee Table



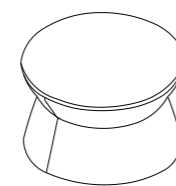
#workingspaces2024



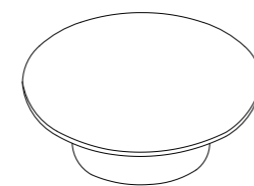
**COFFEETABLE\_ORIGO\_R42H46**  
Width 42  
Depth 42  
Height 46



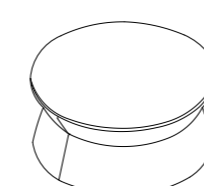
**COFFEETABLE\_ORIGO\_R45H37**  
Width 45  
Depth 45  
Height 37



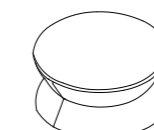
**COFFEETABLE\_ORIGO\_R60H37**  
Width 60  
Depth 60  
Height 37



**COFFEETABLE\_ORIGO\_R70H25**  
Width 70  
Depth 70  
Height 25



**COFFEETABLE\_ORIGO\_R80H37**  
Width 80  
Depth 80  
Height 37



**COFFEETABLE\_ORIGO\_R60H28**  
Width 60  
Depth 60  
Height 28

# Puzzle

## WORKING SPACES

01



02



03

01  
**Puzzle Island**

02  
**Puzzle Curve**

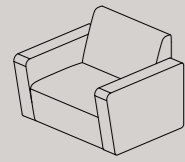
03  
**Puzzle Lounge**



#workingspaces2024

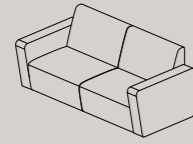
Space Styled, Work Perfected.

# Puzzle



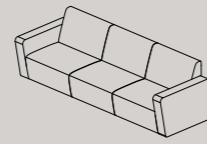
**PUZZLE\_SET 1**

Width 115  
Depth 95  
Height 85  
Seat Height 45



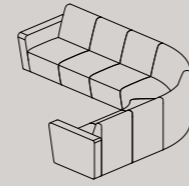
**PUZZLE\_SET 2**

Width 200  
Depth 95  
Height 85  
Seat Height 45



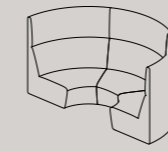
**PUZZLE\_SET 3**

Width 285  
Depth 95  
Height 85  
Seat Height 45



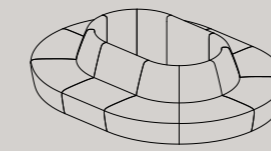
**PUZZLE\_SET 4**

Width 285  
Depth 95  
Height 85  
Seat Height 45



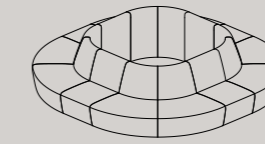
**PUZZLE\_SET 5**

Width 278  
Depth 131  
Height 140  
Angle 60  
Seat Height 45



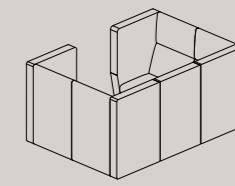
**PUZZLE\_SET 6**

Width 386  
Depth 300  
Height 85  
Angle 45  
Seat Height 45



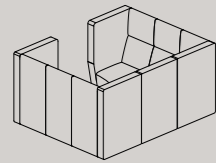
**PUZZLE\_SET 7**

Width 386  
Depth 300  
Height 85  
Angle 45  
Seat Height 45



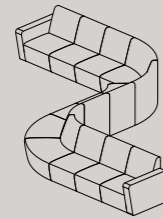
**PUZZLE\_SET 8**

Width 386  
Depth 300  
Height 85  
Angle 45  
Seat Height 45



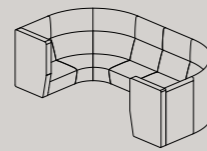
**PUZZLE\_SET 9**

Width 282  
Depth 225  
Height 140  
Seat Height 45



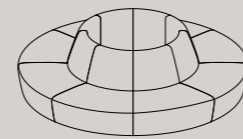
**PUZZLE\_SET 10**

Width 620  
Depth 420  
Height 85  
Seat Height 45



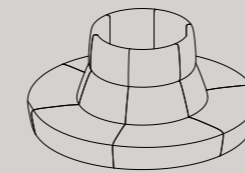
**PUZZLE\_SET 11**

Width 450  
Depth 240  
Height 140  
Angle 45  
Seat Height 45



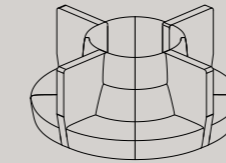
**PUZZLE\_SET 12**

Width 301  
Depth 301  
Height 85  
Angle 45  
Seat Height 45



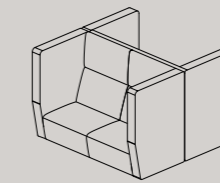
**PUZZLE\_SET 13**

Width 301  
Depth 280  
Height 140  
Angle 45  
Seat Height 45



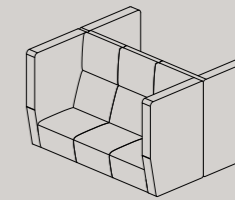
**PUZZLE\_SET 14**

Width 327  
Depth 327  
Height 140  
Angle 45  
Seat Height 45



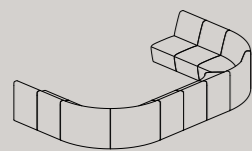
**PUZZLE\_SET 15**

Width 200  
Depth 190  
Height 140  
Seat Height 45



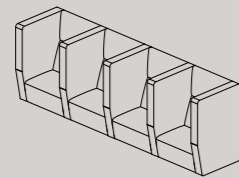
**PUZZLE\_SET 16**

Width 225  
Depth 190  
Height 140  
Seat Height 45



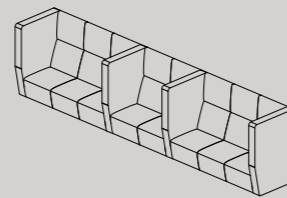
**PUZZLE\_SET 17**

Width 270  
Depth 475  
Height 85  
Seat Height 45



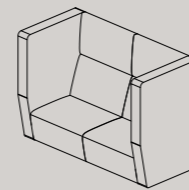
**PUZZLE\_SET 18**

Width 415  
Depth 95  
Height 140  
Seat Height 45



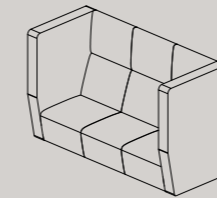
**PUZZLE\_SET 19**

Width 580  
Depth 95  
Height 140  
Seat Height 45



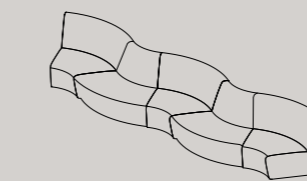
**PUZZLE\_SET 20**

Width 200  
Depth 95  
Height 140  
Seat Height 45



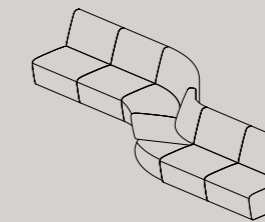
**PUZZLE\_SET 21**

Width 225  
Depth 95  
Height 140  
Seat Height 45



**PUZZLE\_SET 22**

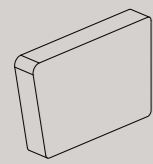
Width 327  
Depth 327  
Height 140  
Angle 45  
Seat Height 45



**PUZZLE\_SET 23**

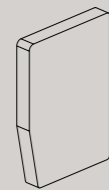
Width 513  
Depth 190  
Height 85  
Seat Height 45

# Puzzle




**Seating\_PUZZLE\_ARM**

Width	15
Depth	95
Height	65



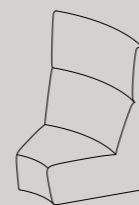
**Seating\_PUZZLE\_ARM\_H140**

Width	15
Depth	95
Height	140



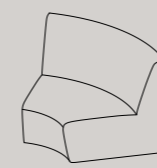
**Seating\_PUZZLE\_CNV45\_107**

Width	107
Depth	84
Height	85
Seat Height	45



**Seating\_PUZZLE\_CNV45\_107\_H140**

Width	107
Depth	84
Height	140
Angle	45
Seat Height	45




**Seating\_PUZZLE\_CNV60\_140**

Width	140
Depth	88
Height	85
Angle	60
Seat Height	45



**Seating\_PUZZLE\_CNV60\_140\_H140**

Width	140
Depth	78
Height	140
Angle	60
Seat Height	45



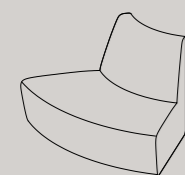
**Seating\_PUZZLE\_CVX45\_115**

Width	115
Depth	84
Height	85
Angle	45
Seat Height	45



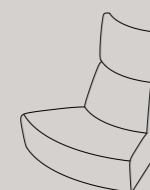
**Seating\_PUZZLE\_CVX45\_115\_H140**

Width	115
Depth	84
Height	140
Angle	45
Seat Height	45



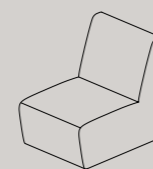
**Seating\_PUZZLE\_CVX60\_150**

Width	150
Depth	88
Height	85
Angle	60
Seat Height	45



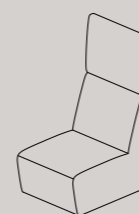
**Seating\_PUZZLE\_CVX60\_150\_H140**

Width	150
Depth	88
Height	140
Angle	60
Seat Height	45



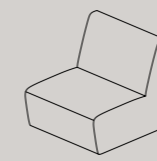
**Seating\_PUZZLE\_LIN65**

Width	65
Depth	95
Height	85
Seat Height	45



**Seating\_PUZZLE\_LIN65\_H140**

Width	65
Depth	95
Height	140
Seat Height	45



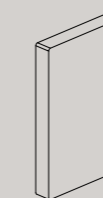
**Seating\_PUZZLE\_LIN85**

Width	85
Depth	95
Height	85
Seat Height	45



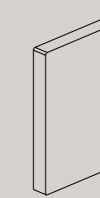
**Seating\_PUZZLE\_LIN85\_H140**

Width	85
Depth	95
Height	140
Seat Height	45



**Seating\_PUZZLE\_WLL90\_H140**

Width	15
Depth	90
Height	140
Seat Height	45

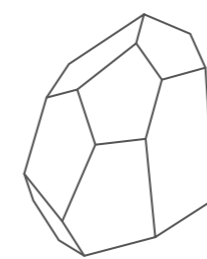
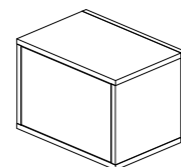
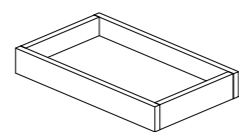
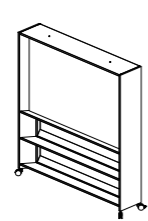
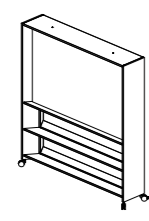
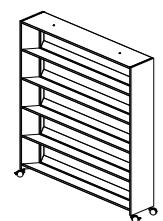

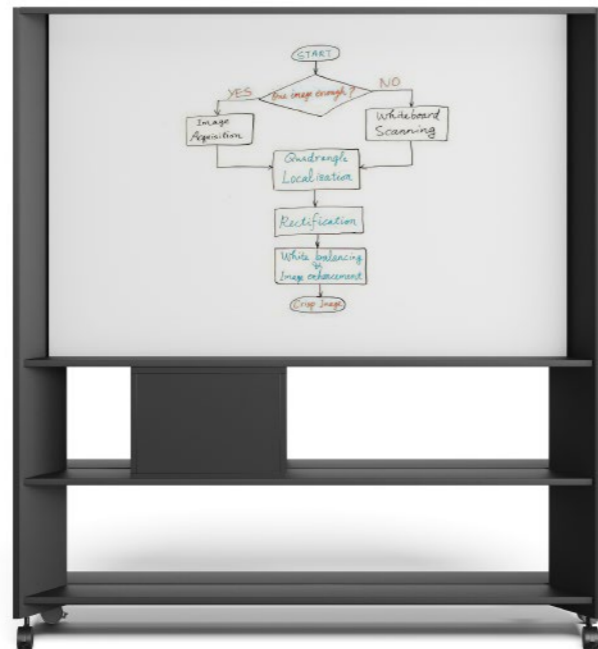


**Seating\_PUZZLE\_WLL96\_H140**

Width	15
Depth	95
Height	140
Angle	45
Seat Height	45

# Gowall

# Cliff



<b>Gowall</b>	Width	168	<b>Gowall TV</b>	Width	168	<b>Gowall White Board</b>	Width	168	<b>Gowall_ACP_5030</b>	Width	50	<b>Gowall_BOX</b>	Width	45
	Depth	34		Depth	34		Depth	34		Depth	30		Depth	32
	Height	184		Height	184		Height	184		Height	10		Height	32

<b>CLIFF_SMALL</b>	Width	98
	Depth	42
	Height	179

<b>CLIFF_MIDDLE</b>	Width	154
	Depth	43
	Height	140

<b>CLIFF_HEIGHT</b>	Width	65
	Depth	46
	Height	140



#workspaces2024

# Cage Pouf

## WORKING SPACES



01

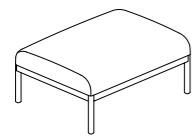


02



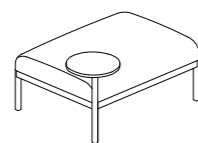
03

Space Styled,  
Work Perfected.



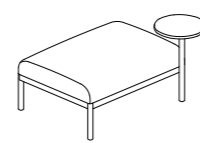
Seating\_CageLounge\_PUF\_93

Width 93  
Depth 93



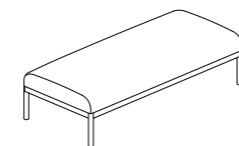
Seating\_CageLounge\_PUF\_93\_STL

Width 93  
Depth 93



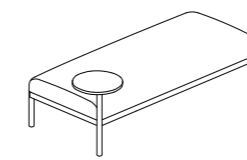
Seating\_CageLounge\_PUF\_93\_STR

Width 93  
Depth 93



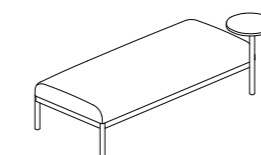
Seating\_CageLounge\_PUF\_161

Width 93  
Depth 93



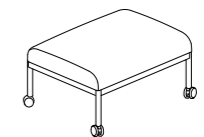
Seating\_CageLounge\_PUF\_161\_STL

Width 93  
Depth 93



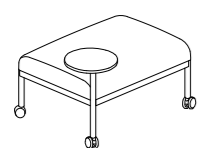
Seating\_CageLounge\_PUF\_161\_STR

Width 93

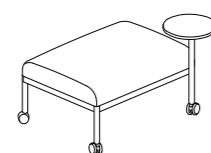


Seating\_CageLounge\_PUF\_M\_93

Width 93

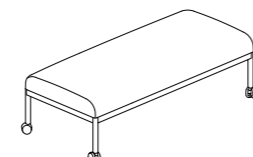


Seating\_CageLounge\_PUF\_M\_93\_STL



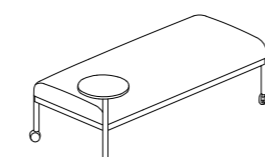
Seating\_CageLounge\_PUF\_M\_93\_STR

Width 93



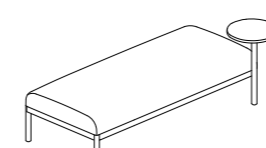
Seating\_CageLounge\_PUF\_M\_161

Width 93



Seating\_CageLounge\_PUF\_M\_161\_STL

Width 93



Seating\_CageLounge\_PUF\_M\_161\_STR

Width 93



#workingspaces2024

# Deluxe

## WORKING SPACES

01



02



03



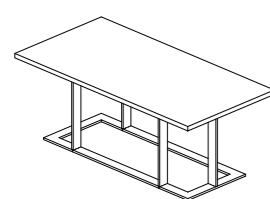
01  
Deluxe Coffee Table

02  
Deluxe Coffee Table

03  
Deluxe Coffee Table

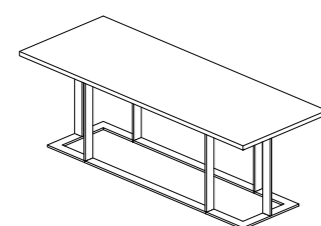


#workingspaces2024



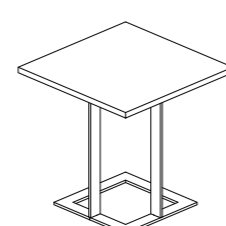
COFFE TABLE\_Deluxe\_9045H35

Width 90  
Depth 45  
Height 35




COFFE TABLE\_Deluxe\_12045H40

Width 120  
Depth 45  
Height 40




COFFE TABLE\_Deluxe\_4545H45

Width 45  
Depth 45  
Height 45




COFFE TABLE\_Deluxe\_Ø60 H40

Dim Ø60  
Height 40



COFFE TABLE\_Deluxe\_Ø90H35

Dim Ø90  
Height 35



COFFE TABLE\_Deluxe\_Ø45 H45

Dim Ø45  
Height 45

# Dublex

01



02



03



Space Styled,  
Work Perfected.

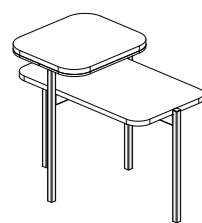
01  
Dublex Coffee Table

02  
Dublex Coffee Table

03  
Dublex Coffee Table

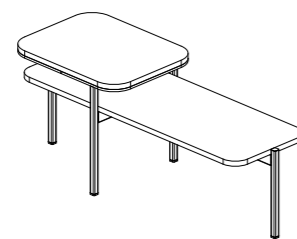


#workingspaces2024



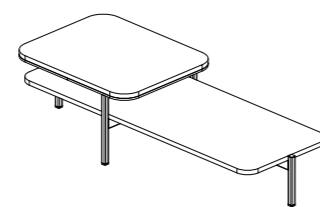
COFFE TABLE\_Dublex\_6338H51

Width 63  
Depth 38  
Height 51



COFFE TABLE\_Dublex\_10348H41

Width 103  
Depth 38  
Height 41



COFFE TABLE\_Dublex\_10348H41

Width 123  
Depth 48  
Height 30

# Motto

## WORKING SPACES

01



02



03



Space Styled,  
Work Perfected.

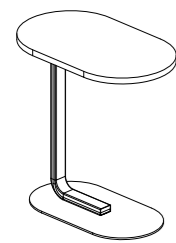
01  
Motto Coffee Table

02  
Motto Coffee Table

03  
Motto Coffee Table



#workingspaces2024

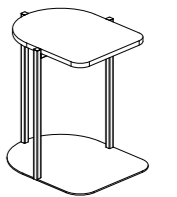



COFFE TABLE\_Motto\_5030H50  
Width 50  
Depth 30  
Height 50

# Pipe



# Portfoy



COFFE TABLE\_Portfoy\_4840H50

Width 48  
Depth 40  
Height 50

Space Styled,  
Work Perfected.



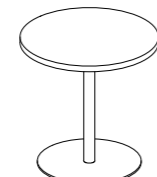
COFFE TABLE\_Pipe\_4040H48

Width 40  
Depth 40  
Height 48



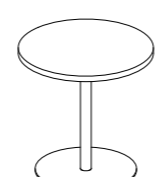
COFFE TABLE\_PipeMetal\_4040H48

Width 40  
Depth 40  
Height 48



COFFE TABLE\_Pipe\_Ø40H40

Depth Ø:40  
Height 40



COFFE TABLE\_PipeMetal\_Ø40H40

Depth Ø:40  
Height 40




COFFE TABLE\_Pipe\_Ø40H48

Depth Ø:40  
Height 48




COFFE TABLE\_PipeMetal\_Ø40H48

Depth Ø:40  
Height 48



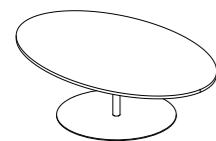
COFFE TABLE\_Pipe\_9060H40

Width 90  
Depth 60  
Height 40



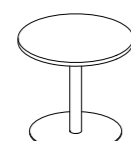
COFFE TABLE\_Pipe\_12090H40

Width 120  
Depth 90  
Height 40



COFFE TABLE\_Pipe\_14090H40

Width 140  
Depth 90  
Height 40



COFFE TABLE\_Pipe\_Ø50H45

Depth Ø50  
Height 45



COFFE TABLE\_Pipe\_Ø60H55

Depth Ø60  
Height 55



COFFE TABLE\_Pipe\_Ø50H55

Depth Ø50  
Height 55



COFFE TABLE\_Pipe\_Ø60H45

Depth Ø60  
Height 45



#workspaces2024

# Prime


## WORKING SPACES



01



02



03

Space Styled,  
Work Perfected.

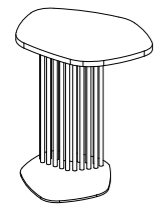
01  
Prime Coffee Table

02  
Prime Coffee Table

03  
Prime Coffee Table



#workingspaces2024



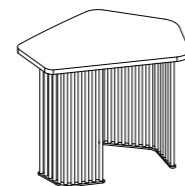
COFFE TABLE\_Prime1\_4535H50

Width 45  
Depth 35  
Height 50



COFFE TABLE\_Prime2\_4535H50

Width 45  
Depth 35  
Height 50



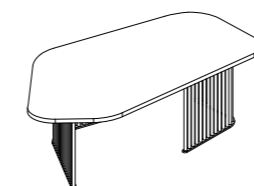
COFFE TABLE\_Prime3\_6050H50

Width 60  
Depth 50  
Height 50



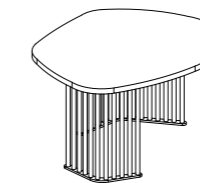
COFFE TABLE\_Prime4\_6050H50

Width 60  
Depth 50  
Height 50



COFFE TABLE\_Prime5\_12065H35

Width 120  
Depth 65  
Height 35



COFFE TABLE\_Prime6\_6050H35

Width 60  
Depth 50  
Height 35

# Stone



# WORKING SPACES

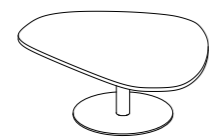


Space Styled,  
Work Perfected.




COFFE TABLE\_Stone\_7055H45

Width 70  
Depth 55  
Height 45



COFFE TABLE\_Stone\_9570H35

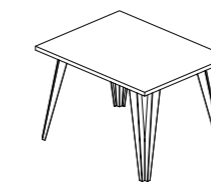
Width 95  
Depth 70  
Height 35



COFFE TABLE\_Stone\_95125H45

Width 95  
Depth 125  
Height 45

# Geo



COFFEE TABLE\_Geo\_6550H43

Width 65  
Depth 50  
Height 43



#workingspaces2024



# Planet

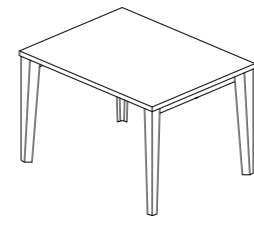


COFFEE TABLE\_Planet\_6550H45

Width 65  
Depth 50  
Height 45



# Polo

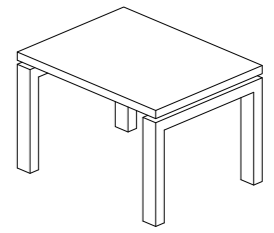


COFFEE TABLE\_Polo\_6550H42

Width 65  
Depth 50  
Height 42



# Steel



COFFEE TABLE\_Steel\_6550H45

Width 65  
Depth 50  
Height 45



# PlanetR

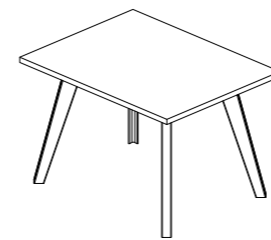


COFFEE TABLE\_PlanetR\_6550H45

Width 65  
Depth 50  
Height 45



# Slide



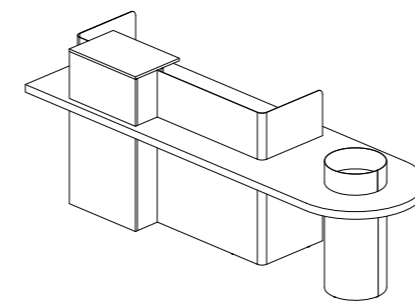

COFFEE TABLE\_Slide\_6550H45

Width 65  
Depth 50  
Height 45



#workspaces2024

# Daisy

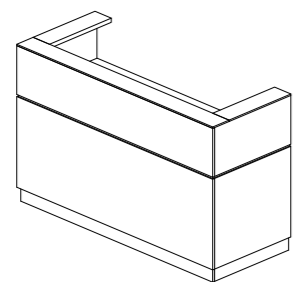


**Daisy\_Bank300**  
Width 300  
Depth 90  
Height 110



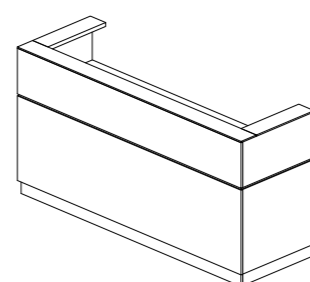
#workspaces2024

# Golf



**Golf\_Bank180**

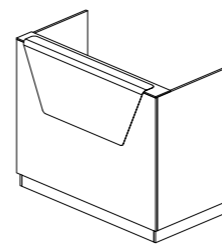
Width 180  
Depth 72  
Height 105



**Golf\_Bank220**

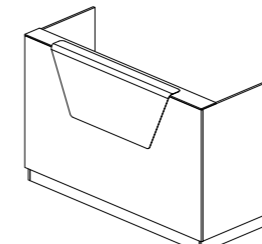
Width 220  
Depth 72  
Height 105

# Riva



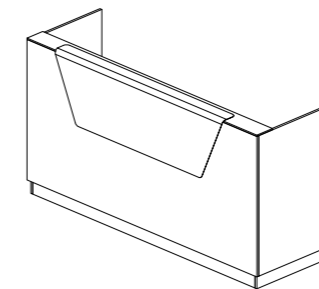
**Riva\_Bank140**

Width 140  
Depth 70  
Height 105



**Riva\_Bank180**

Width 180  
Depth 70  
Height 105



**Riva\_Bank220**

Width 220  
Depth 70  
Height 105



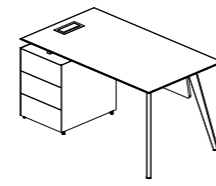
#workspaces2024

# Sail



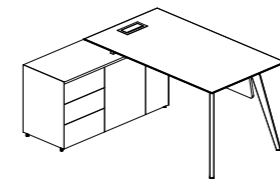
**Single Desk**

Width 120/140/160/180  
Depth 70/80  
Height 75



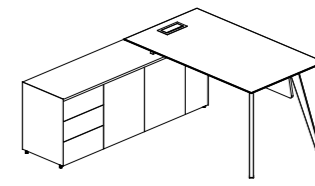
**Single Desk 45**

Width 142/162/182/202  
Depth 70/80  
Height 75



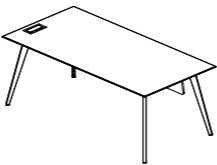
**Single Desk 115**

Width 142/162/182/202  
Depth 126  
Height 75



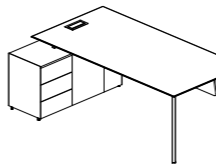
**Single Desk 160**

Width 142/162/182/202  
Depth 171  
Height 75



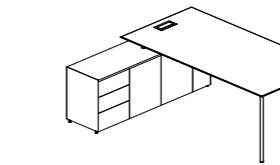
**Manager**

Width 200  
Depth 100  
Height 75



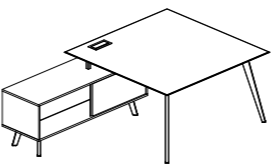
**Manager 115**

Width 222  
Depth 126  
Height 75



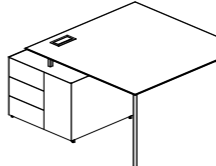
**Manager 160**

Width 222  
Depth 171  
Height 75



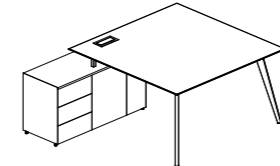
**Manager Desk**

Width 145/165  
Depth 220/230  
Height 75



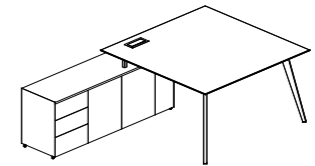
**Manager T 80**

Width 140/160  
Depth 180/200  
Height 75  
Table Top Width 140/140  
Table Top Depth 160/160



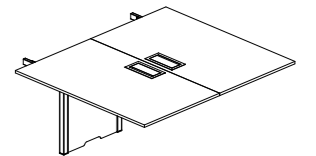
**Manager T 115**

Width 185/195  
Depth 162/182  
Height 75  
Table Top Width 140/140  
Table Top Depth 160/160



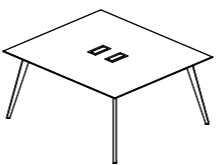
**Manager T 160**

Width 230/240  
Depth 162/182  
Height 75  
Table Top Width 140/140  
Table Top Depth 160/160



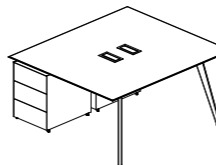
**Workstation Extension**

Width 120/140/160/180  
Depth 140/160  
Height 75



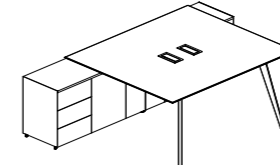
**2P Workstation**

Width 120/140/160/180  
Depth 140/160  
Height 75



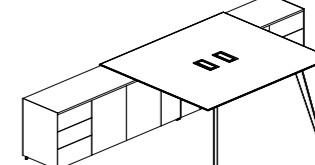
**2P Workstation 45**

Width 142/162/182/202  
Depth 140/160  
Height 75




**2P Workstation 115**

Width 142/162/182/202  
Depth 230  
Height 75



**2P Workstation 160**

Width 142/162/182/202  
Depth 230/320  
Height 75



**4P Workstation**

Width 240/280/320/360  
Depth 140/160  
Height 75



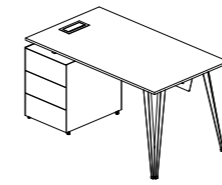
#workingspaces2024

# Geo



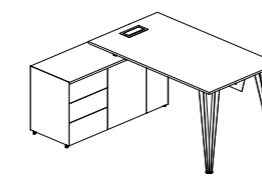
**Single Desk**

Width 120/140/160/180  
Depth 70/80  
Height 75



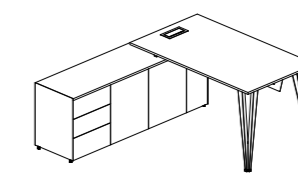
**Single Desk 45**

Width 142/162/182/202  
Depth 70/80  
Height 75



**Single Desk 115**

Width 142/162/182/202  
Depth 126  
Height 75



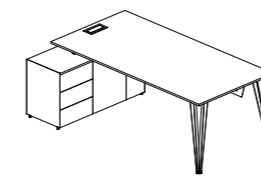
**Single Desk 160**

Width 142/162/182/202  
Depth 171  
Height 75



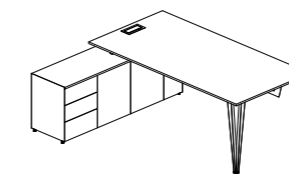
**Manager**

Width 200  
Depth 100  
Height 75



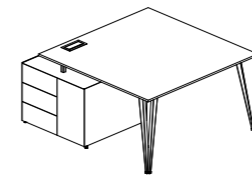
**Manager 115**

Width 222  
Depth 126  
Height 75



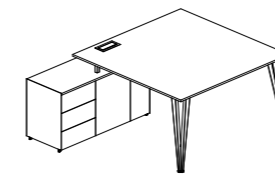
**Manager 160**

Width 222  
Depth 171  
Height 75



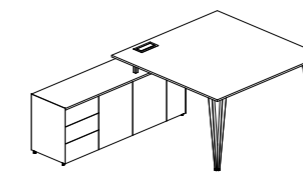
**Manager T 80**

Width 140/160  
Depth 180/200  
Height 75  
Table Top Width 140/140  
Table Top Depth 160/160



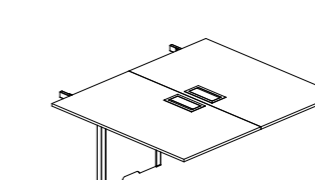
**Manager T 115**

Width 185/195  
Depth 162/182  
Height 75  
Table Top Width 140/140  
Table Top Depth 160/160



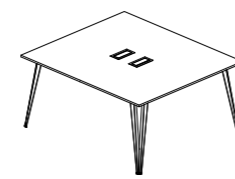
**Manager T 160**

Width 230/240  
Depth 162/182  
Height 75  
Table Top Width 140/160  
Table Top Depth 140/160



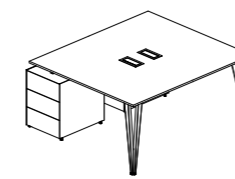
**Workstation Extension**

Width 120/140/160/180  
Depth 140/160  
Height 75



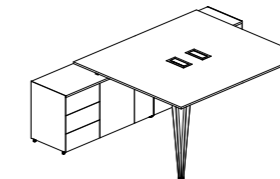
**2P Workstation**

Width 120/140/160/180  
Depth 140/160  
Height 75



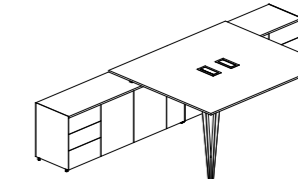
**2P Workstation 45**

Width 142/162/182/202  
Depth 140/160  
Height 75




**2P Workstation 115**

Width 142/162/182/202  
Depth 230  
Height 75



**2P Workstation 160**

Width 142/162/182/202  
Depth 230/320  
Height 75



**4P Workstation**

Width 240/280/320/360  
Depth 140/160  
Height 75

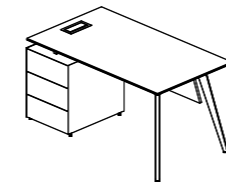


#workspaces2024

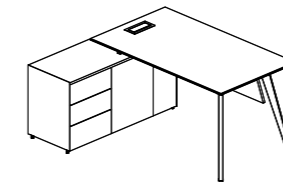
# Planet



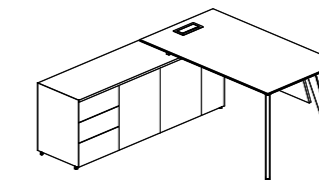
**Single Desk**  
 Width 120/140/160/180  
 Depth 70/80  
 Height 75



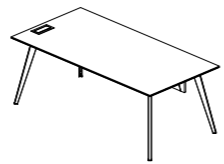
**Single Desk 45**  
 Width 142/162/182/202  
 Depth 70/80  
 Height 75



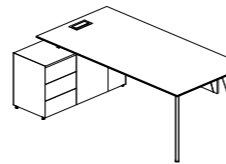
**Single Desk 115**  
 Width 142/162/182/202  
 Depth 70/80  
 Height 75



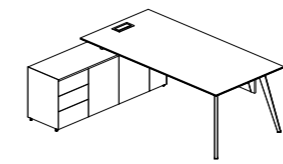
**Single Desk 160**  
 Width 142/162/182/202  
 Depth 126  
 Height 75



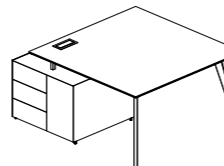
**Manager**  
 Width 200  
 Depth 100  
 Height 75



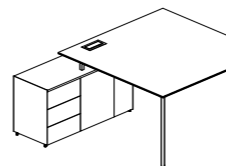
**Manager 115**  
 Width 222  
 Depth 126  
 Height 75



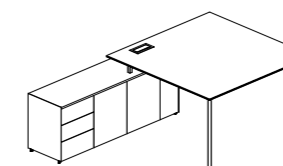
**Manager 160**  
 Width 222  
 Depth 171  
 Height 75



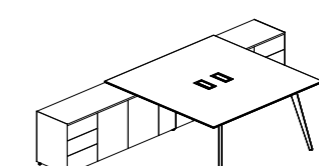
**Manager T 80**  
 Width 150/170  
 Depth 162/182  
 Height 75  
 Table Top Width 140/140  
 Table Top Depth 160/160



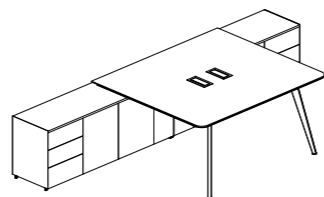
**Manager T 115**  
 Width 185/195  
 Depth 162/182  
 Height 75  
 Table Top Width 140/140  
 Table Top Depth 160/160




**Manager T 160**  
 Width 230/240  
 Depth 162/182  
 Height 75  
 Table Top Width 140/140  
 Table Top Depth 160/160



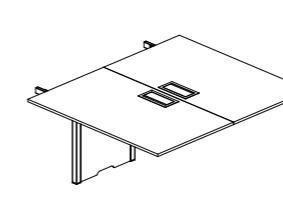
**2P Workstation 160**  
 Width 142/162/182/202  
 Depth 230/320  
 Height 75




**2P Workstation 160**  
 Width 142/162/182/202  
 Depth 230/320  
 Height 75



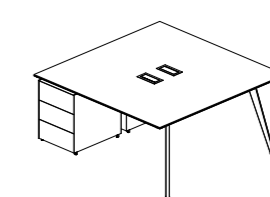
**4P Workstation R**  
 Width 240/280/320/360  
 Depth 140/160  
 Height 75



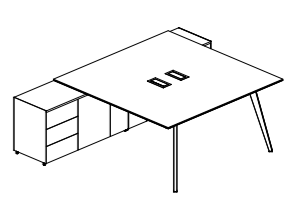
**Workstation Extension**  
 Width 120/140/160/180  
 Depth 140/160  
 Height 75



**2P Workstation**  
 Width 120/140/160/180  
 Depth 140/160  
 Height 75



**2P Workstation 45**  
 Width 142/162/182/202  
 Depth 140/160  
 Height 75

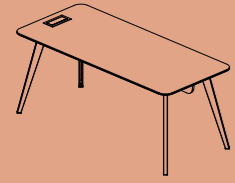


**2P Workstation 115**  
 Width 142/162/182/202  
 Depth 230  
 Height 75



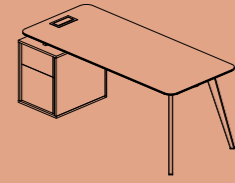
#workspaces2024

# PlanetR



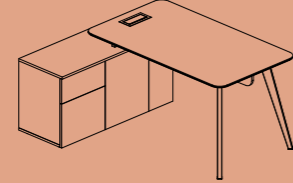
## Single Desk

Width 120/140/160/180  
Depth 70/80  
Height 75



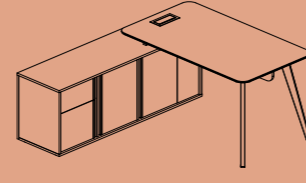
## Single Desk 45

Width 142/162/182/202  
Depth 70/80  
Height 75



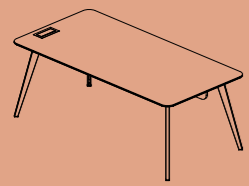
## Single Desk 115

Width 142/162/182/202  
Depth 126  
Height 75



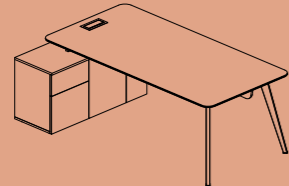
## Single Desk 160

Width 142/162/182/202  
Depth 171  
Height 75



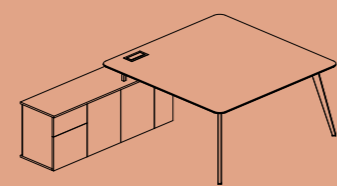
## Manager

Width 200  
Depth 100  
Height 75



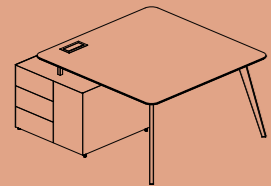
## Manager 115

Width 222  
Depth 126  
Height 75



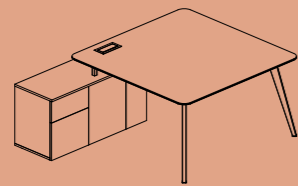
## Manager 160

Width 222  
Depth 171  
Height 75



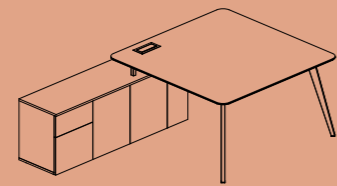
## Manager T 80

Width 140/170  
Depth 180/200  
Height 75  
Table Top Width 140/140  
Table Top Depth 160/160




## Manager T 115

Width 185/195  
Depth 162/182  
Height 75  
Table Top Width 140/140  
Table Top Depth 160/160




## Manager T 160

Width 230/240  
Depth 162/182  
Height 75  
Table Top Width 140/160  
Table Top Depth 140/160



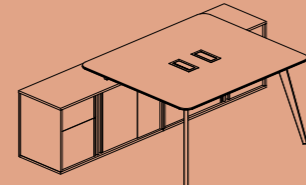
## 2P Workstation

Width 120/140/160/180  
Depth 140/160  
Height 75




## 2P Workstation 45

Width 142/162/182/202  
Depth 140/160  
Height 75



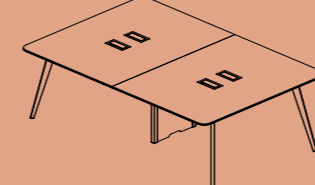
## 2P Workstation 115

Width 142/162/182/202  
Depth 230  
Height 75



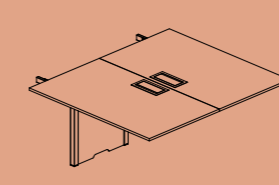
## 2P Workstation 160

Width 142/162/182/202  
Depth 230/320  
Height 75



## 4P Workstation

Width 240/280/320/360  
Depth 140/160  
Height 75




## Workstation Extension

Width 120/140/160/180  
Depth 140/160  
Height 75



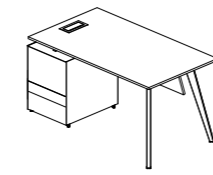
01  
PlanetR Desk

# Slide



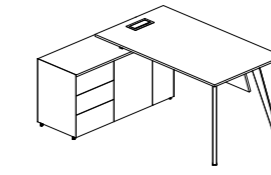
**Single Desk**

Width 120/140/160/180  
Depth 70/80  
Height 75



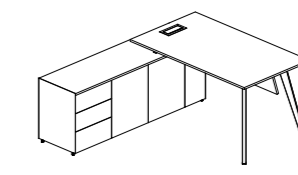
**Single Desk 45**

Width 142/162/182/202  
Depth 70/80  
Height 75



**Single Desk 115**

Width 142/162/182/202  
Depth 126  
Height 75



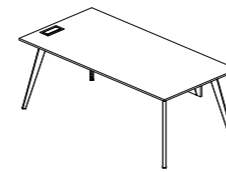
**Single Desk 160**

Width 142/162/182/202  
Depth 171  
Height 75



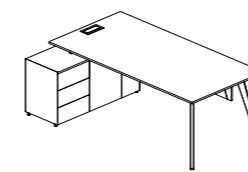
**Single Desk Extension**

Width 100  
Depth 50  
Height 75



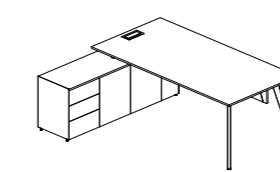
**Manager**

Width 200  
Depth 100  
Height 75



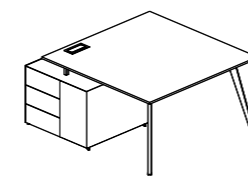
**Manager 115**

Width 222  
Depth 126  
Height 75



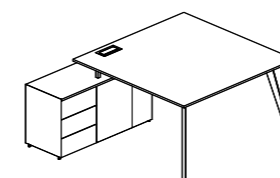
**Manager 160**

Width 222  
Depth 171  
Height 75



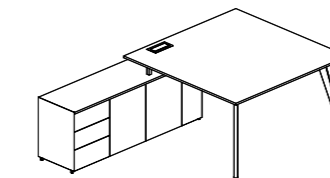
**Manager T80**

Width 140/160  
Depth 180/200  
Height 75  
Table Top Width 140/140  
Table Top Depth 160/160



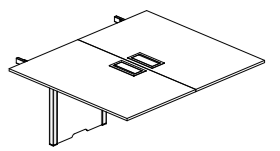
**Manager T 115**

Width 185/195  
Depth 162/182  
Height 75  
Table Top Width 140/160  
Table Top Depth 140/160



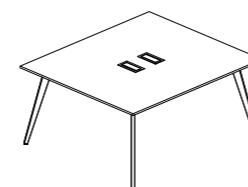
**Manager T 160**

Width 230/240  
Depth 162/182  
Height 75  
Table Top Width 140/160  
Table Top Depth 140/160



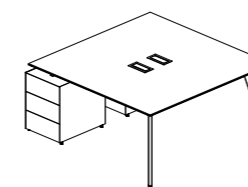
**Workstation Extension**

Width 120/140/160/180  
Depth 140/160  
Height 75



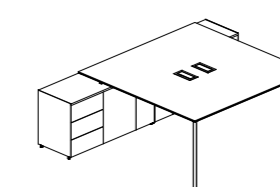
**2P Workstation**

Width 120/140/160/180  
Depth 140/160  
Height 75



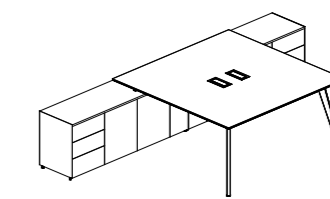
**2P Workstation 45**

Width 142/162/182/202  
Depth 140/160  
Height 75




**2P Workstation 115**

Width 142/162/182/202  
Depth 230/320  
Height 75



**2P Workstation 160**

Width 142/162/182/202  
Depth 320  
Height 75



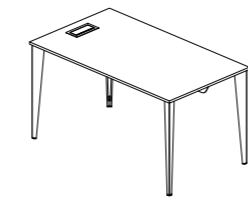
**4P Workstation**

Width 240/280/320/360  
Depth 140/160  
Height 75

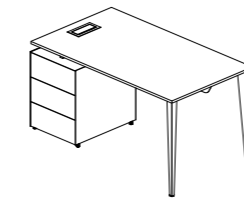


#workspaces2024

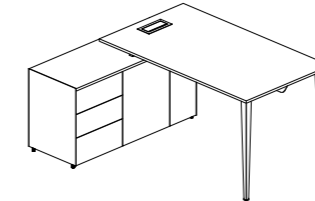
# Polo



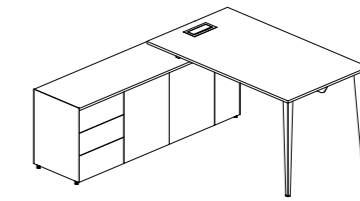
**Single Desk**  
Width 120/140/160/180  
Depth 70/80  
Height 75



**Single Desk 45**  
Width 142/162/182/202  
Depth 70/80  
Height 75



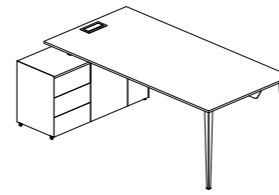
**Single Desk 115**  
Width 142/162/182/202  
Depth 126  
Height 75



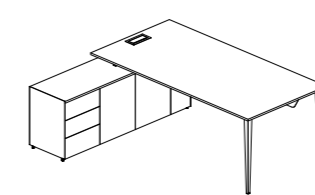
**Single Desk 160**  
Width 142/162/182/202  
Depth 171  
Height 75



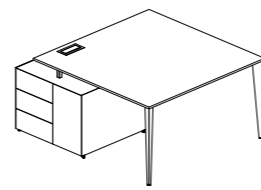
**Manager**  
Width 200  
Depth 100  
Height 75



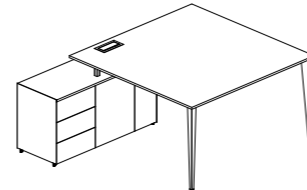
**Manager 115**  
Width 222  
Depth 126  
Height 75



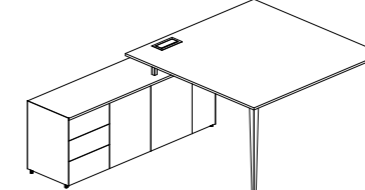
**Manager 160**  
Width 222  
Depth 171  
Height 75



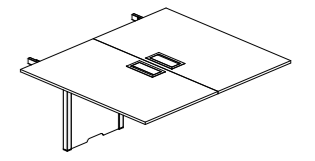
**Manager T 80**  
Width 140/160  
Depth 180/200  
Height 75  
Table Top Width 140/160  
Table Top Depth 140/160



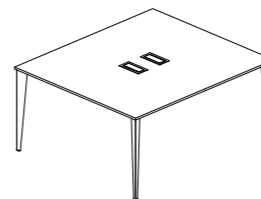
**Manager T 115**  
Width 185/195  
Depth 162/182  
Height 75  
Table Top Width 140/160  
Table Top Depth 140/160



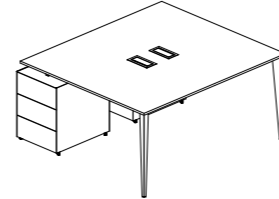
**Manager T 160**  
Width 230/240  
Depth 162/182  
Height 75  
Table Top Width 140/160  
Table Top Depth 140/160



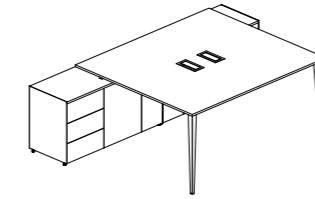
**Workstation Extension**  
Width 120/140/160/180  
Depth 140/160  
Height 75



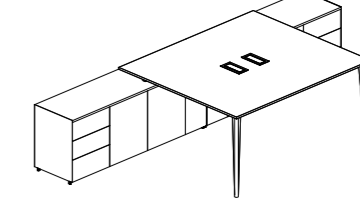
**2P Workstation**  
Width 120/140/160/180  
Depth 140/160  
Height 75




**2P Workstation 45**  
Width 142/162/182/202  
Depth 140/160  
Height 75



**2P Workstation 115**  
Width 142/162/182/202  
Depth 230  
Height 75



**2P Workstation 160**  
Width 142/162/182/202  
Depth 230/320  
Height 75

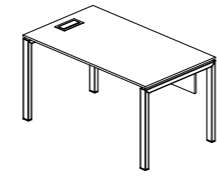


**4P Workstation**  
Width 240/280/320/360  
Depth 140/160  
Height 75

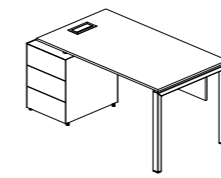


#workingspaces2024

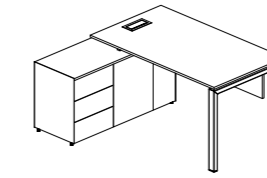
# Steel



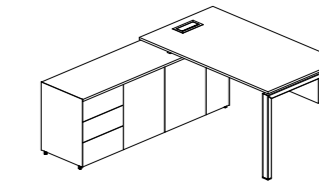
**Single Desk**  
Width 120/140/160/180  
Depth 70/80  
Height 75



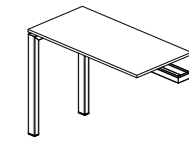
**Single Desk 45**  
Width 142/162/182/202  
Depth 70/80  
Height 75



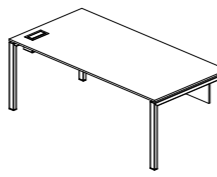
**Single Desk 115**  
Width 142/162/182/202  
Depth 126  
Height 75



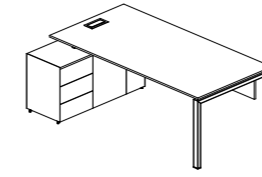
**Single Desk 160**  
Width 142/162/182/202  
Depth 171  
Height 75



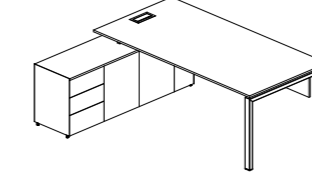
**Single Extension**  
Width 100  
Depth 50  
Height 75



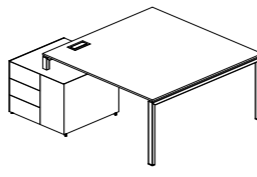
**Manager**  
Width 200  
Depth 100  
Height 75



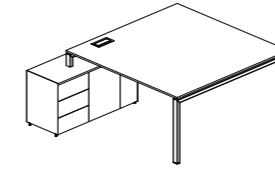
**Manager 115**  
Width 222  
Depth 126  
Height 75



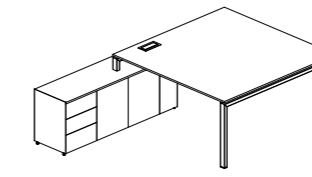
**Manager 160**  
Width 222  
Depth 171  
Height 75



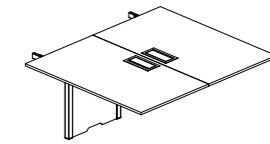
**Manager T 80**  
Width 140/160  
Depth 180/200  
Height 75  
Table Top Width 140/160  
Table Top Depth 140/160



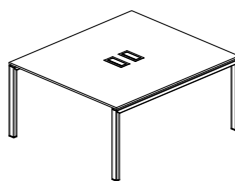
**Manager T 115**  
Width 185/195  
Depth 162/182  
Height 75  
Table Top Width 140/160  
Table Top Depth 140/160



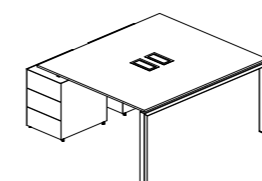
**Manager T 160**  
Width 230/240  
Depth 162/182  
Height 75  
Table Top Width 140/160  
Table Top Depth 140/160




**Workstation Extension**  
Width 120/140/160/180  
Depth 140/160  
Height 75



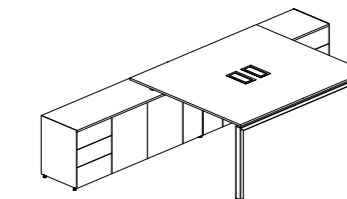
**2P Workstation**  
Width 120/140/160/180  
Depth 140/160  
Height 75




**2P Workstation 45**  
Width 142/162/182/202  
Depth 140/160  
Height 75



**2P Workstation 115**  
Width 142/162/182/202  
Depth 230  
Height 75



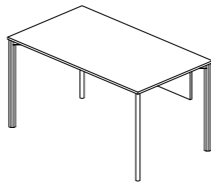
**2P Workstation 160**  
Width 142/162/182/202  
Depth 230/320  
Height 75



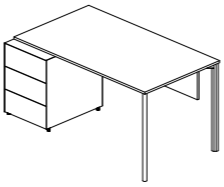
**4P Workstation**  
Width 240/280/320/360  
Depth 140/160  
Height 75



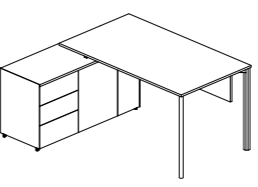
# Evol



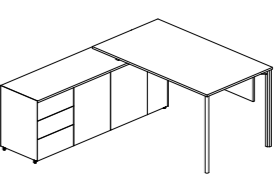
**Single Desk**  
 Width 120/140/160/180  
 Depth 70/80  
 Height 75




**Single Desk 45**  
 Width 142/162/182/202  
 Depth 70/80  
 Height 75



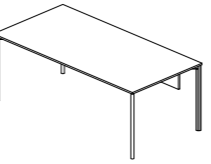
**Single Desk 115**  
 Width 142/162/182/202  
 Depth 126  
 Height 75



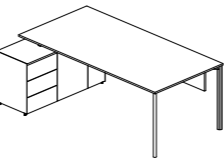
**Single Desk 160**  
 Width 142/162/182/202  
 Depth 171  
 Height 75



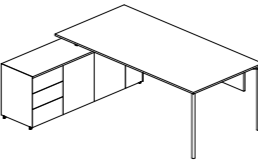
**Single Desk Extension**  
 Width 100  
 Depth 50  
 Height 75



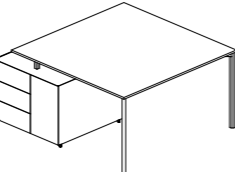
**Manager**  
 Width 200  
 Depth 100  
 Height 75



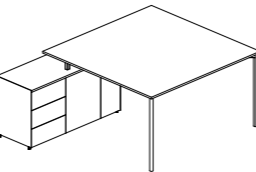
**Manager 115**  
 Width 222  
 Depth 126  
 Height 75



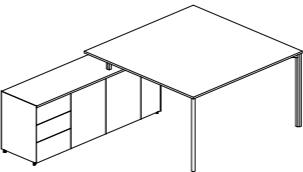
**Manager 160**  
 Width 222  
 Depth 171  
 Height 75



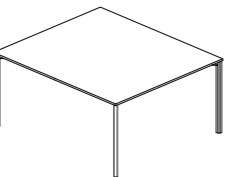
**Manager T 80**  
 Width 140/160  
 Depth 180/200  
 Height 75  
 Table Top Width 140/160  
 Table Top Depth 140/160



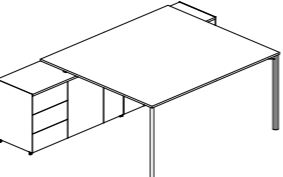
**Manager T 115**  
 Width 185/195  
 Depth 162/182  
 Height 75  
 Table Top Width 140/160  
 Table Top Depth 140/160



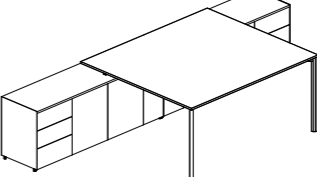
**Manager T 160**  
 Width 230/240  
 Depth 162/182  
 Height 75  
 Table Top Width 140/160  
 Table Top Depth 140/160



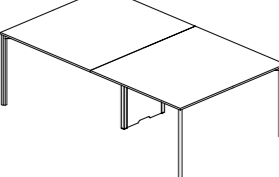
**2P Workstation**  
 Width 120/140/160/180  
 Depth 140/160  
 Height 75



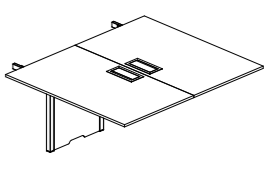
**2P Workstation 115**  
 Width 142/162/182/202  
 Depth 230  
 Height 75



**2P Workstation 160**  
 Width 142/162/182/202  
 Depth 230/320  
 Height 75



**4P Workstation**  
 Width 240/280/320/360  
 Depth 140/160  
 Height 75



**Workstation Extension**  
 Width 120/140/160/180  
 Depth 140/160  
 Height 75



#workspaces2024

WORKING SPACES



01



02



03



Up & Down

01  
Up&Down Desk

02  
Up&Down Desk

03  
Up&Down Desk



#workingspaces2024

# Steel

## WORKING SPACES



01



02



03

01  
Steel Meeting

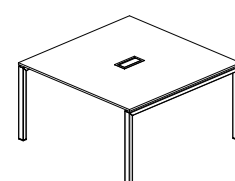
02  
Steel Meeting

03  
Steel Meeting



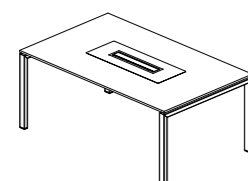
#workingspaces2024

### Space Styled, Work Perfected.



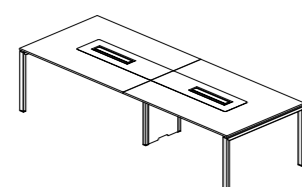
#### Meeting

Width 140/160  
Depth 140/160  
Height 75



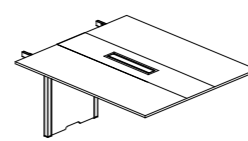
#### Meeting

Width 180/200  
Depth 110  
Height 75



#### Meeting

Width 240/280/320  
Depth 120  
Height 75



#### Meeting Extension

Width 140/160  
Depth 120  
Height 75

01



02



03



01  
Evol Meeting

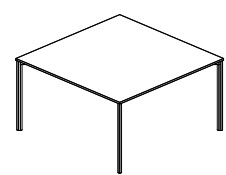
02  
Evol Meeting

03  
Evol Meeting



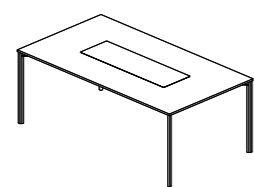
#workingspaces2024

### Space Styled, Work Perfected.



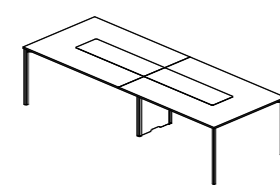
**Meeting**

Width 140/160  
Depth 140/160  
Height 75



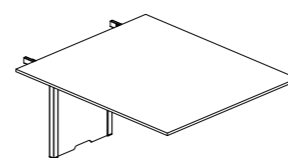
**Meeting**

Width 180/200  
Depth 110  
Height 75



**Meeting**

Width 240/280/320  
Depth 120  
Height 75



**Meeting Extension**

Width 140/160  
Depth 120  
Height 75

# PlanetR

## WORKING SPACES

01



02



03



01  
PlanetR Meeting

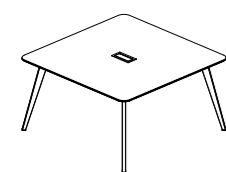
02  
PlanetR Meeting

03  
PlanetR Meeting



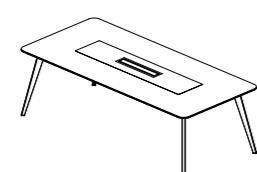
#workingspaces2024

### Space Styled, Work Perfected.



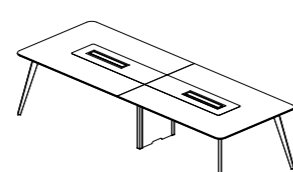
Meeting

Width 140/160  
Depth 140/160  
Height 75



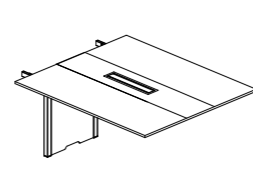
Meeting

Width 180/200  
Depth 110  
Height 75



Meeting

Width 240/280/320  
Depth 110/120  
Height 75



Meeting Extention

Width 140/160  
Depth 120  
Height 75



**Space Meeting 180/200/240**

Width 180/200/240  
Depth 100  
Height 75



#workspaces2024

# Valens

## MEETING SPACES

01



02



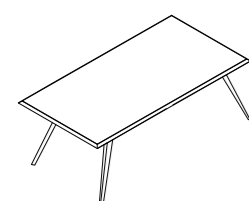
Space Styled,  
Work Perfected.

01  
Valens Meeting

02  
Valens Meeting

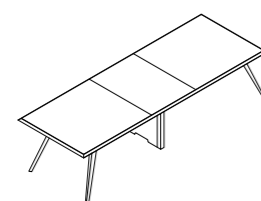


#workingspaces2024



Meeting Table 210/240

Width 210/240  
Depth 110  
Height 75



Meeting Table 280

Width 280  
Depth 120  
Height 75

# Sail

## WORKING SPACES

01



02



03



## WORKING SPACES

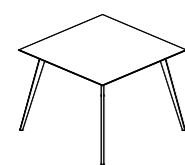
01  
Sail High Desk

02  
Sail High Desk

03  
Sail High Desk

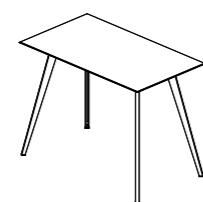


#workingspaces2024



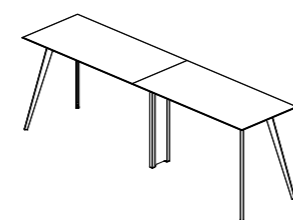
### High Desk

Width 140/160  
Depth 140/160  
Height 105



### High Desk

Width 140/160/180  
Depth 80  
Height 105



### High Desk

Width 320/360/420  
Depth 80  
Height 105

# Planet

## WORKING SPACES

01



02



03



Space Styled,  
Work Perfected.

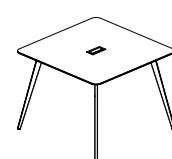
01  
Planet High Desk

02  
Planet High Desk

03  
Planet High Desk




#workingspaces2024



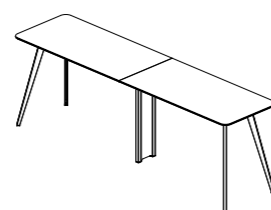
High Desk R

Width 140/160  
Depth 140/160  
Height 105



High Desk R

Width 140/160/180  
Depth 80  
Height 105



High Desk R

Width 320/360/420  
Depth 80  
Height 105




High Desk

Width 140/160/180  
Depth 80  
Height 105



High Desk

Width 140/160/180  
Depth 80  
Height 105



High Desk

Width 140/160/180  
Depth 80  
Height 105



#workspaces2024

# PlanetR

## WORKING SPACES

01



02



03



01  
PlanetR High Desk


02  
PlanetR High Desk

03  
PlanetR High Desk



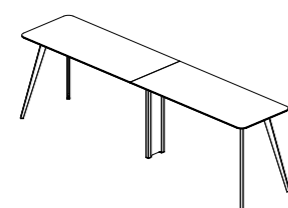
#workingspaces2024

### Space Styled, Work Perfected.



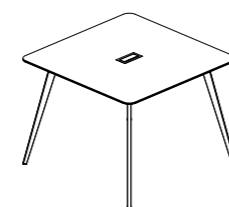
High Desk

Width 140/160/180  
Depth 80  
Height 105



High Desk

Width 320/360/420  
Depth 80  
Height 105



High Desk

Width 140/160  
Depth 140/160  
Height 105



# Slide

01



02



03



## WORKING SPACES

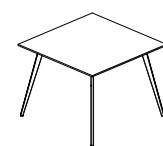
01  
Slide High Desk

02  
Slide High Desk

03  
Slide High Desk




#workingspaces2024



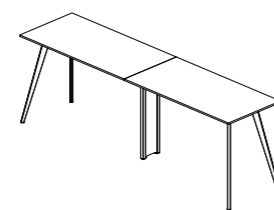
### High Desk

Width 140/160  
Depth 140/160  
Height 105



### High Desk

Width 140/160/180  
Depth 80  
Height 105



### High Desk

Width 320/360/420  
Depth 80  
Height 105

# Steel

## WORKING SPACES

01



02



03



01  
Steel High Desk

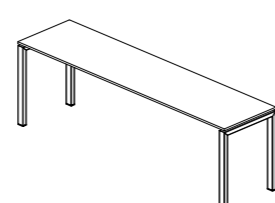
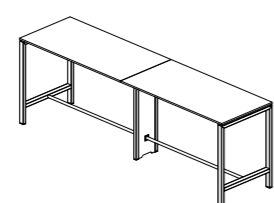
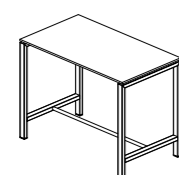
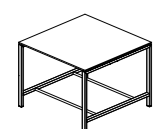
02  
Steel High Desk

03  
Steel High Desk



#workingspaces2024

### Space Styled, Work Perfected.



#### High Desk

Width 140/160  
Depth 140/160  
Height 105

#### High Desk

Width 140/160/180  
Depth 80  
Height 105

#### High Desk

Width 320/360/420  
Depth 80  
Height 105

#### Seminer Desk

Width 240/280/360/420  
Depth 60  
Height 75



#workingspaces2024

# Denis

01



02



03



WORKING  
SPACES

01  
Denis High Desk

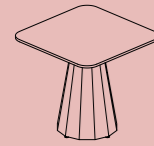
02  
Denis High Desk

03  
Denis High Desk




#workingspaces2024

# Denis



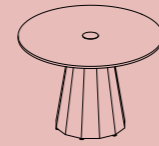
**Desk\_DENIS\_CT\_A**

Width 80/90  
Depth 80/90  
Height 75




**Desk\_DENIS\_CT\_B**

Dim 80/90  
Height 75



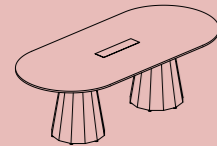
**Desk\_DENIS\_RT\_A**

Dim 110/140  
Height 75




**Executive\_Desk\_RHT180**

Dim 80  
Height 105




**Desk\_DENIS\_RT\_240110**

Width 240  
Depth 110  
Height 75




**Desk\_DENIS\_RT\_210100**

Width 210  
Depth 100  
Height 75



**Desk\_DENIS\_RT\_B**

Width 280/320/340  
Depth 140  
Height 75




**Desk\_DENIS\_RT\_C**

Width 380/400  
Depth 140  
Height 75



**Desk\_DENIS\_RHT\_110**

Dim 110  
Height 105



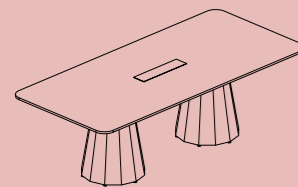
**Desk\_DENIS\_RHT\_110**

Width 180  
Depth 80  
Height 105



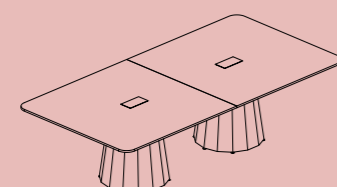
**Desk\_DENIS\_RHT\_110**

Width 180  
Depth 80  
Height 105




**Desk\_DENIS\_RT\_210/240**

Width 210/240  
Depth 100/110  
Height 75



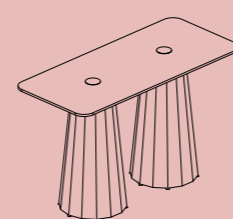
**Desk\_DENIS\_MT\_A**

Width 280/320/340  
Depth 140  
Height 75



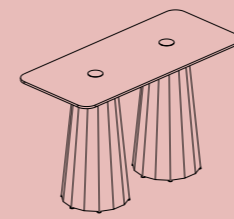
**Desk\_DENIS\_MT\_B**

Width 380/400  
Depth 140  
Height 75



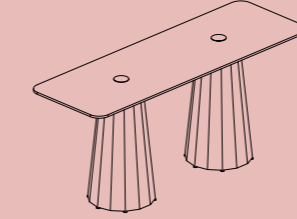
**Desk\_DENIS\_RHT\_240110**

Width 240  
Depth 105  
Height 110




**Desk\_DENIS\_MHT\_18080**

Width 180  
Depth 105  
Height 80



**Desk\_DENIS\_MHT\_24080**

Width 240  
Depth 110  
Height 80



**Desk\_DENIS\_MHT\_240110**

Width 240  
Depth 105  
Height 110

# Timy

01

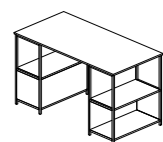


## WORKING SPACES

01  
Timy High Desk

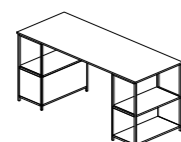


#workingspaces2024



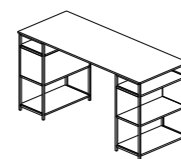
Desk\_Timy\_ATL\_16080\_H90

Width 160  
Depth 80  
Height 90



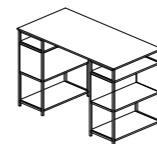
Desk\_Timy\_ATL\_20080\_H90

Width 200  
Depth 80  
Height 90



Desk\_Timy\_ATL\_20080\_H105

Width 200  
Depth 80  
Height 105



Desk\_Timy\_ATL\_161080\_H105

Width 160  
Depth 80  
Height 105

01

02



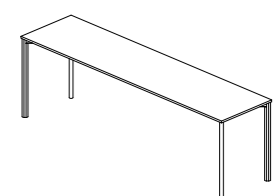
01  
Evol Seminar Desk

02  
Evol Seminar Desk



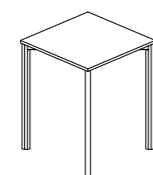
#workingspaces2024

### Space Styled, Work Perfected.



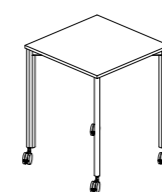
**Seminer Desk**

Width 240/280/360/420  
Depth 60  
Height 75



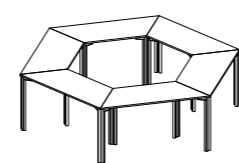
**Dynamic Conference**

Width 60/120/140/280  
Depth 60  
Height 75



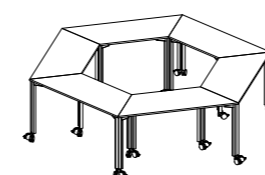
**Dynamic Conference**

Width 60/120/140/280  
Depth 60  
Height 75



**Dynamic Conference**

Width 280  
Depth 242  
Height 75



**Dynamic Conference**

Width 280  
Depth 242  
Height 75

# Layer

01



02



03



Space Styled,  
Work Perfected.

01  
Layer Focus Cabine

02  
Layer Booth

03  
Layer Recycle Cabinet

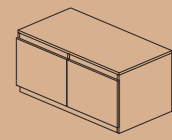


#workingspaces2024



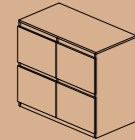
#workspaces2024

# Layer



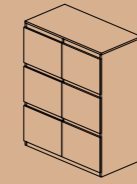
**Storage\_LAYER\_100H47\_OC**

Width 100  
Depth 54  
Height 47



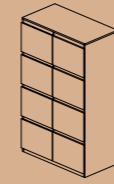
**Storage\_LAYER\_100H87\_OC**

Width 100  
Depth 54  
Height 87



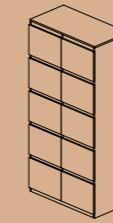
**Storage\_LAYER\_100H127\_OC**

Width 100  
Depth 54  
Height 127



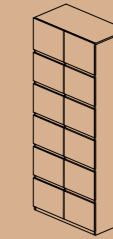
**Storage\_LAYER\_100H167\_OC**

Width 100  
Depth 54  
Height 167



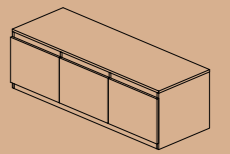
**Storage\_LAYER\_100H207\_OC\_10C**

Width 100  
Depth 54  
Height 207



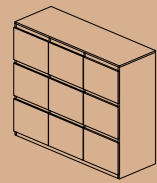
**Storage\_LAYER\_100H245\_OC\_12C**

Width 100  
Depth 54  
Height 245



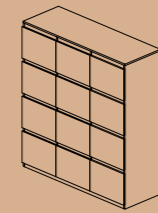
**Storage\_LAYER\_150H47\_OC**

Width 150  
Depth 54  
Height 47



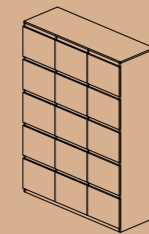
**Storage\_LAYER\_150H127\_OC**

Width 150  
Depth 54  
Height 127



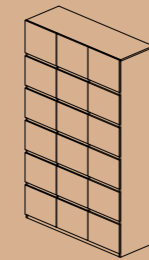
**Storage\_LAYER\_150H167\_OC**

Width 150  
Depth 54  
Height 167



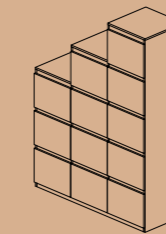
**Storage\_LAYER\_150H207\_OC\_15C**

Width 150  
Depth 54  
Height 207



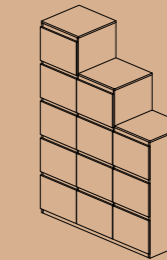
**Storage\_LAYER\_150H245\_OC\_18C**

Width 150  
Depth 54  
Height 245



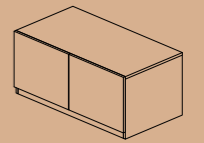
**Storage\_LAYER\_150H207\_OC\_ZigZag\_R**

Width 150  
Depth 54  
Height 207



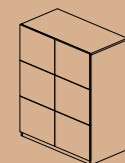
**Storage\_LAYER\_150H207\_OC\_ZigZag\_L**

Width 150  
Depth 54  
Height 207



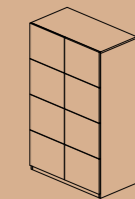
**Storage\_LAYER\_100H45**

Width 100  
Depth 54  
Height 45



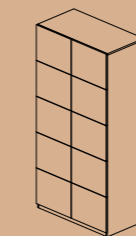
**Storage\_LAYER\_100H125**

Width 100  
Depth 54  
Height 125



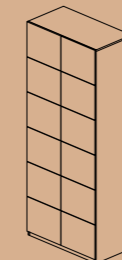
**Storage\_LAYER\_100H165**

Width 100  
Depth 54  
Height 165



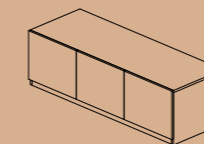
**Storage\_LAYER\_100H205\_10C**

Width 100  
Depth 54  
Height 205



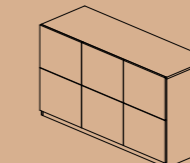
**Storage\_LAYER\_100H245\_12C**

Width 100  
Depth 54  
Height 245



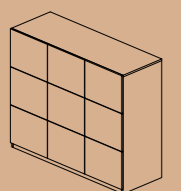
**Storage\_LAYER\_150H45**

Width 150  
Depth 54  
Height 45



**Storage\_LAYER\_150H85**

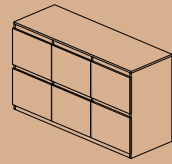
Width 150  
Depth 54  
Height 85



**Storage\_LAYER\_150H125**

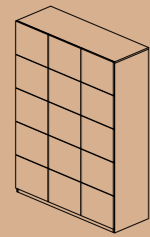
Width 150  
Depth 54  
Height 125

# Layer



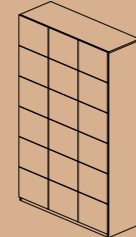
**Storage\_LAYER\_150H87\_OC**

Width 100  
Depth 54  
Height 87



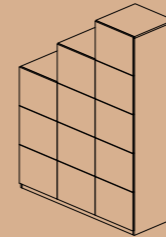
**Storage\_LAYER\_150H205\_15C**

Width 150  
Depth 54  
Height 205




**Storage\_LAYER\_150H245\_18C**

Width 150  
Depth 54  
Height 245



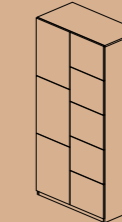
**Storage\_LAYER\_150H205\_ZigZag\_R**

Width 150  
Depth 54  
Height 205



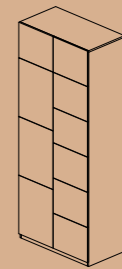
**Storage\_LAYER\_150H205\_ZigZag\_L**

Width 150  
Depth 54  
Height 205



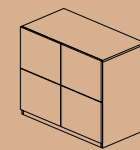
**Storage\_LAYER\_100H205\_MIX\_8C**

Width 100  
Depth 54  
Height 205



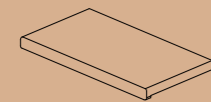
**Storage\_LAYER\_100H245\_MIX\_10C**

Width 100  
Depth 54  
Height 245



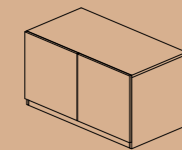
**Storage\_LAYER\_100H85**

Width 100  
Depth 54  
Height 85



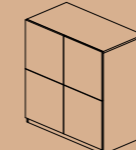
**Storage\_LAYER\_100\_PILLOW**

Width 100  
Depth 55  
Height 7



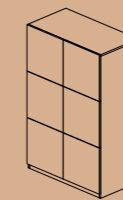
**Storage\_LAYER\_100H55**

Width 100  
Depth 54  
Height 55



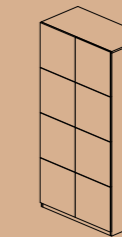
**Storage\_LAYER\_100H105**

Width 100  
Depth 54  
Height 105



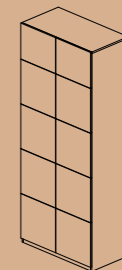
**Storage\_LAYER\_100H155**

Width 100  
Depth 54  
Height 155



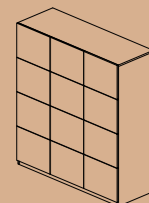
**Storage\_LAYER\_100H205\_8C**

Width 100  
Depth 54  
Height 205



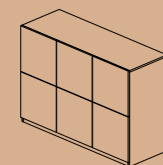
**Storage\_LAYER\_100H245\_10C**

Width 100  
Depth 54  
Height 245



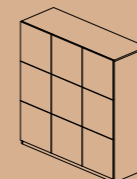
**Storage\_LAYER\_150H165**

Width 150  
Depth 54  
Height 165



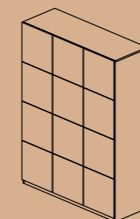
**Storage\_LAYER\_150H105**

Width 150  
Depth 54  
Height 105



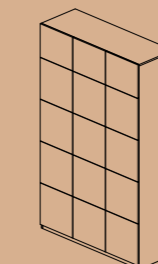
**Storage\_LAYER\_150H155**

Width 150  
Depth 54  
Height 155



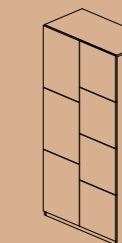
**Storage\_LAYER\_150H205\_12C**

Width 150  
Depth 54  
Height 205



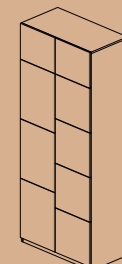
**Storage\_LAYER\_150H245\_15C**

Width 150  
Depth 54  
Height 245



**Storage\_LAYER\_100H205\_MIX\_7C**

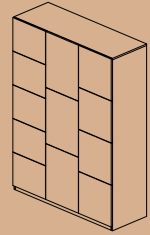
Width 100  
Depth 54  
Height 205



**Storage\_LAYER\_100H245\_MIX\_9C**

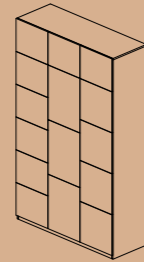
Width 100  
Depth 54  
Height 245

# Layer



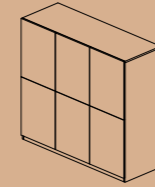
**Storage\_LAYER\_150H205\_MIX\_12C1**

Width 150  
Depth 54  
Height 205



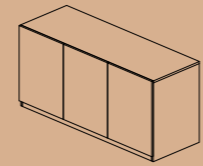
**Storage\_LAYER\_150H245\_MIX\_15C1**

Width 150  
Depth 54  
Height 245



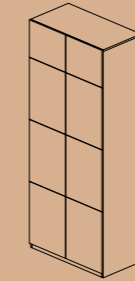
**Stroge\_LAYER\_100H71**

Width 100  
Depth 54  
Height 71



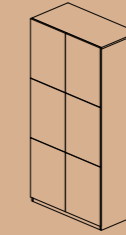
**Stroge\_LAYER\_100H138**

Width 100  
Depth 54  
Height 138



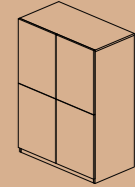
**Stroge\_LAYER\_100H205\_6C**

Width 100  
Depth 54  
Height 205



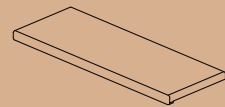
**Stroge\_LAYER\_100H245\_8C**

Width 100  
Depth 54  
Height 245



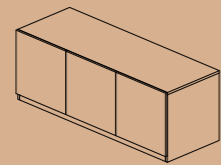
**Storage\_LAYER\_150H71**

Width 150  
Depth 54  
Height 71



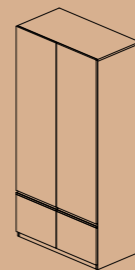
**Storage\_LAYER\_150\_PILLOW**

Width 150  
Depth 55  
Height 7



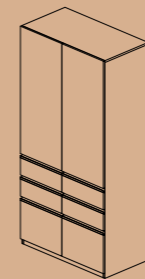
**Storage\_LAYER\_150H55**

Width 150  
Depth 54  
Height 55



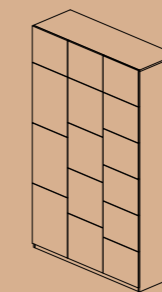
**Storage\_LAYER\_100H205\_MIX\_9C**

Width 100  
Depth 54  
Height 205



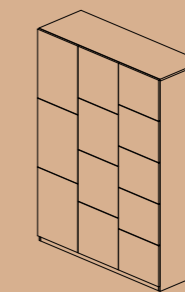
**Storage\_LAYER\_100H245\_MIX\_11C**

Width 100  
Depth 54  
Height 245



**Storage\_LAYER\_150H205\_MIX\_12C**

Width 150  
Depth 54  
Height 205



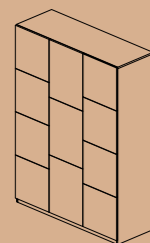
**Storage\_LAYER\_150H245\_MIX\_15C**

Width 150  
Depth 54  
Height 245



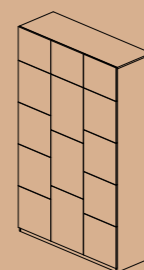
**Storage\_LAYER\_100H205\_LIB\_6D**

Width 100  
Depth 54  
Height 205



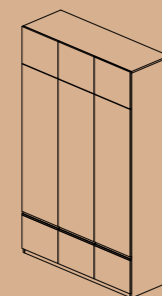
**Storage\_LAYER\_150H205\_MIX\_11C**

Width 150  
Depth 54  
Height 205



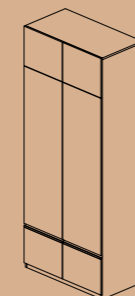
**Storage\_LAYER\_150H245\_MIX\_14C**

Width 150  
Depth 54  
Height 245



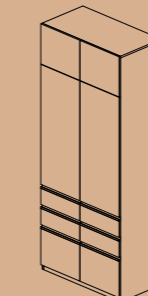
**Storage\_LAYER\_100H205\_VES\_6D**

Width 100  
Depth 54  
Height 205



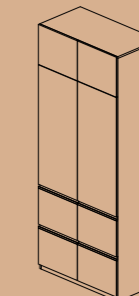
**Storage\_LAYER\_100H245\_LIB**

Width 100  
Depth 54  
Height 245



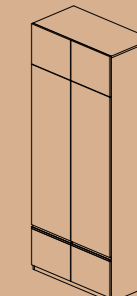
**Storage\_LAYER\_100H245\_LIB\_4D**

Width 100  
Depth 54  
Height 245



**Storage\_LAYER\_100H245\_LIB\_6D**

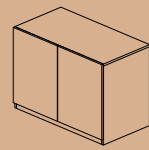
Width 100  
Depth 54  
Height 245



**Storage\_LAYER\_100H245\_VES**

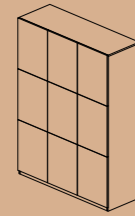
Width 100  
Depth 54  
Height 245

# Layer



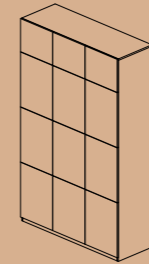
**Storage\_LAYER\_150H138**

Width 150  
Depth 54  
Height 138



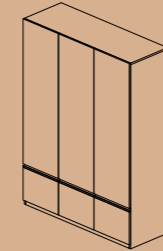
**Storage\_LAYER\_150H205\_9C**

Width 150  
Depth 54  
Height 205



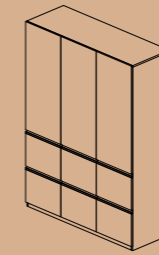
**Storage\_LAYER\_150H245\_12C**

Width 150  
Depth 54  
Height 245



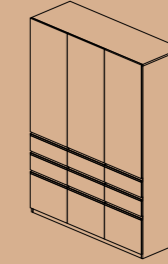
**Storage\_LAYER\_150H205\_LIB\_3D**

Width 150  
Depth 54  
Height 205



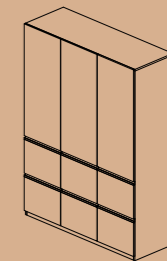
**Storage\_LAYER\_150H205\_LIB\_6D**

Width 150  
Depth 54  
Height 205



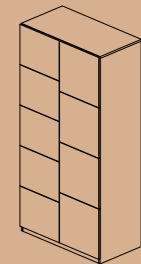
**Storage\_LAYER\_150H205\_LIB\_9D**

Width 150  
Depth 54  
Height 205




**Storage\_LAYER\_150H205\_VES\_6D**

Width 150  
Depth 54  
Height 205



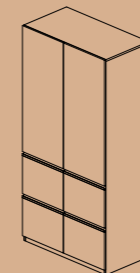
**Storage\_LAYER\_100H205\_VES**

Width 100  
Depth 54  
Height 245



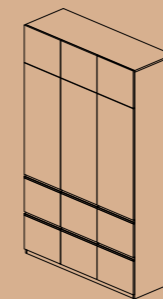
**Storage\_LAYER\_150H205\_VES\_3D**

Width 150  
Depth 54  
Height 205



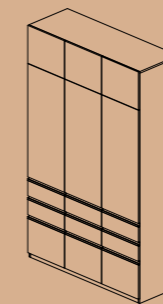
**Storage\_LAYER\_100H205\_VES\_4D**

Width 100  
Depth 54  
Height 205



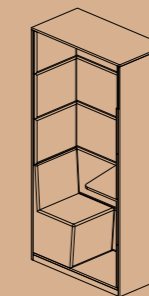
**Storage\_LAYER\_150H245\_VES\_6D**

Width 150  
Depth 54  
Height 245



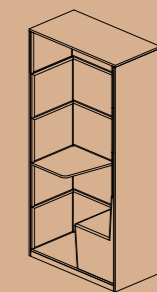
**Storage\_LAYER\_150H245\_VES\_9D**

Width 150  
Depth 54  
Height 245



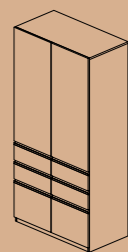
**Storage\_LAYER\_100H205\_BTH\_L**

Width 100  
Depth 52  
Height 205



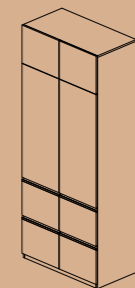
**Storage\_LAYER\_100H205\_BTH\_R**

Width 100  
Depth 52  
Height 205



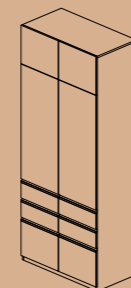
**Storage\_LAYER\_150H245\_VES\_3D**

Width 150  
Depth 54  
Height 245



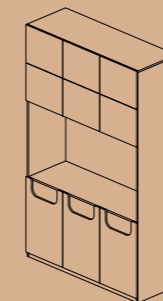
**Storage\_LAYER\_100H245\_VES\_4D**

Width 100  
Depth 54  
Height 245



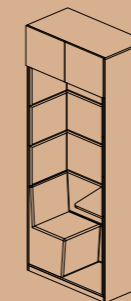
**Storage\_LAYER\_100H245\_VES\_6D**

Width 100  
Depth 54  
Height 245



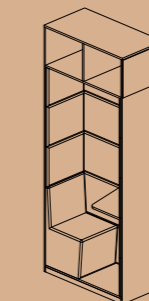
**Storage\_LAYER\_150H245\_T**

Width 150  
Depth 54  
Height 245



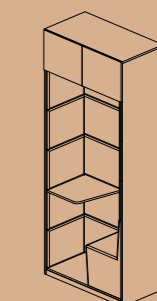
**Storage\_LAYER\_100H245\_BTH\_L**

Width 100  
Depth 54  
Height 245



**Storage\_LAYER\_100H245\_BTH\_L\_O**

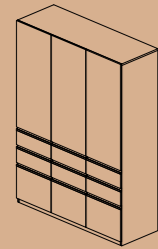
Width 100  
Depth 52  
Height 245



**Storage\_LAYER\_100H245\_BTH\_R**

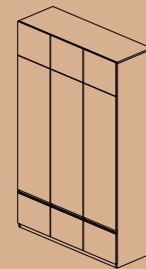
Width 100  
Depth 54  
Height 245

# Layer



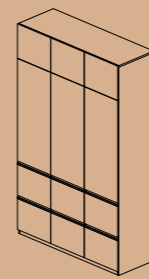
**Storage\_LAYER\_150H205\_VES\_9D**

Width 150  
Depth 54  
Height 205



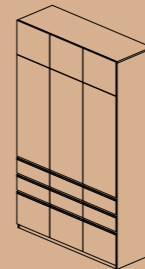
**Storage\_LAYER\_150H245\_LIB\_3D**

Width 150  
Depth 54  
Height 245



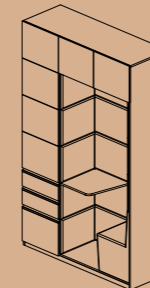
**Storage\_LAYER\_150H245\_LIB\_6D**

Width 150  
Depth 54  
Height 245



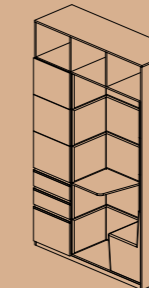
**Storage\_LAYER\_150H245\_LIB\_9D**

Width 150  
Depth 54  
Height 245



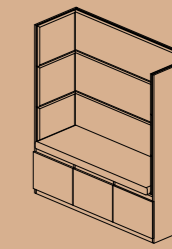
**Storage\_LAYER\_150H245\_BTH\_R**

Width 150  
Depth 54  
Height 245



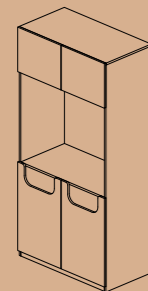
**Storage\_LAYER\_150H245\_BTH\_R\_O**

Width 150  
Depth 54  
Height 245



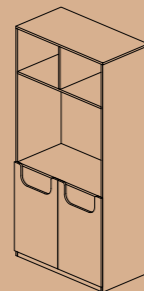
**Storage\_LAYER\_150H165\_OC\_S**

Width 150  
Depth 57  
Height 165



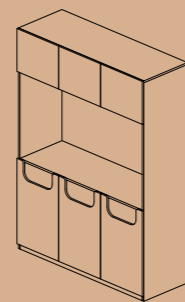
**Storage\_LAYER\_100H205\_T**

Width 100  
Depth 54  
Height 205



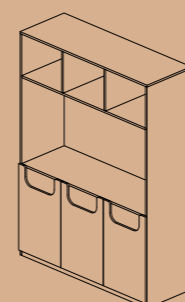
**Storage\_LAYER\_100H205\_T\_SO**

Width 100  
Depth 54  
Height 205



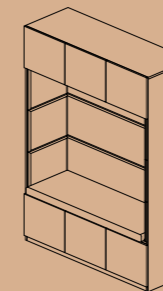
**Storage\_LAYER\_150H205\_T**

Width 150  
Depth 54  
Height 205



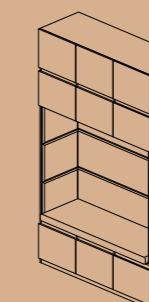
**Storage\_LAYER\_150H205\_T\_SO**

Width 150  
Depth 54  
Height 205



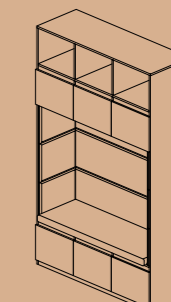
**Storage\_LAYER\_150H205\_S**

Width 150  
Depth 57  
Height 205



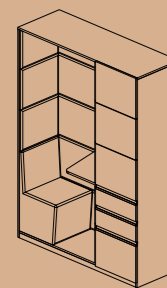
**Storage\_LAYER\_150H245\_OC\_S**

Width 150  
Depth 57  
Height 245



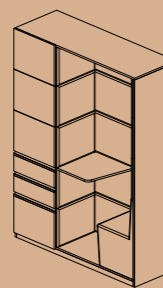
**Storage\_LAYER\_150H245\_OC\_SO**

Width 150  
Depth 57  
Height 245



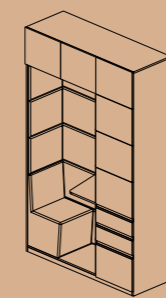
**Storage\_LAYER\_150H205\_BTH\_L**

Width 100  
Depth 54  
Height 205



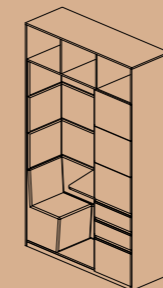
**Storage\_LAYER\_150H205\_BTH\_R**

Width 150  
Depth 54  
Height 205



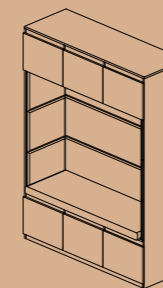
**Storage\_LAYER\_150H245\_BTH\_L**

Width 150  
Depth 54  
Height 245



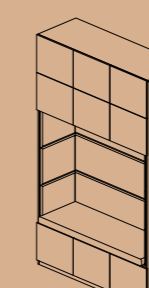
**Storage\_LAYER\_150H245\_BTH\_L\_O**

Width 150  
Depth 54  
Height 245



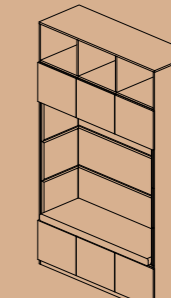
**Storage\_LAYER\_150H205\_OC\_S**

Width 150  
Depth 57  
Height 205



**Storage\_LAYER\_150H245\_S**

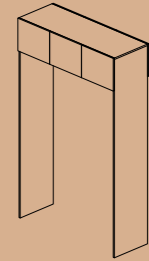
Width 150  
Depth 57  
Height 245



**Storage\_LAYER\_150H245\_SO**

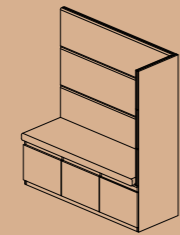
Width 150  
Depth 57  
Height 245

# Layer



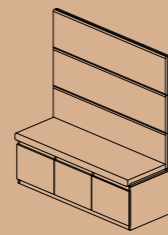
**Storage\_LAYER\_150H245\_G**

Width 150  
Depth 57  
Height 245



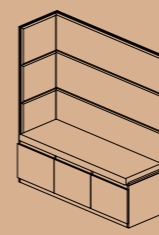
**Storage\_LAYER\_150H165\_OC\_SL**

Width 150  
Depth 57  
Height 165



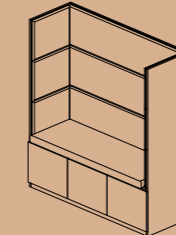
**Storage\_LAYER\_150H165\_OC\_SM**

Width 150  
Depth 57  
Height 165



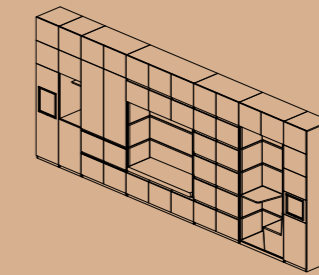
**Storage\_LAYER\_150H165\_OC\_SR**

Width 150  
Depth 57  
Height 165



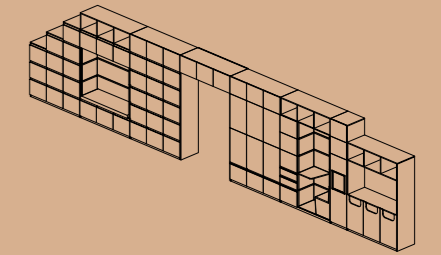
**Storage\_LAYER\_150H165\_S**

Width 150  
Depth 57  
Height 165



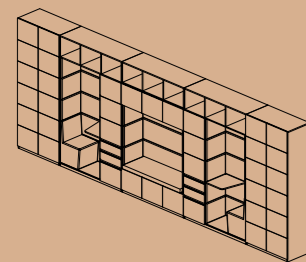
**LAYER\_LOCKER\_SET1**

Width 600  
Depth 57  
Height 245



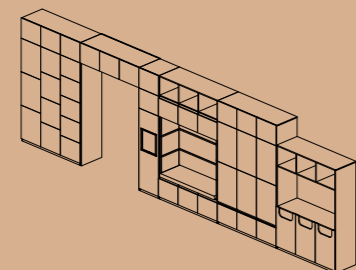
**LAYER\_LOCKER\_SET2**

Width 11000  
Depth 54  
Height 245



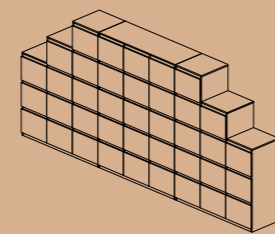
**LAYER\_LOCKER\_SET3**

Width 650  
Depth 57  
Height 245



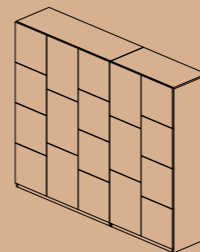
**LAYER\_LOCKER\_SET4**

Width 800  
Depth 57  
Height 245



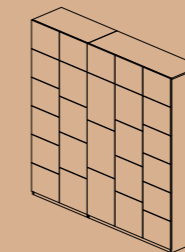
**LAYER\_LOCKER\_SET5**

Width 450  
Depth 54  
Height 205



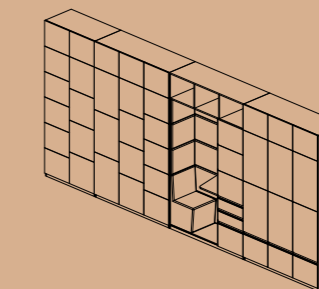
**LAYER\_LOCKER\_SET6**

Width 250  
Depth 54  
Height 205



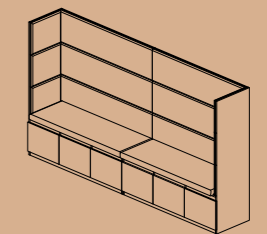
**LAYER\_LOCKER\_SET7**

Width 250  
Depth 54  
Height 245



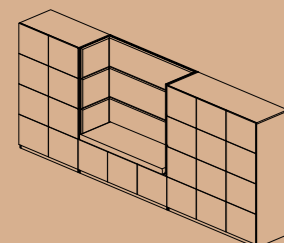
**LAYER\_LOCKER\_SET8**

Width 550  
Depth 54  
Height 245



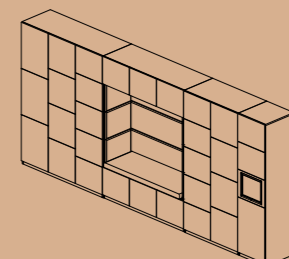
**LAYER\_LOCKER\_SET9**

Width 300  
Depth 57  
Height 165



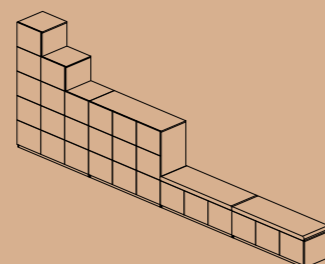
**LAYER\_LOCKER\_SET10**

Width 400  
Depth 57  
Height 165



**LAYER\_LOCKER\_SET11**

Width 450  
Depth 57  
Height 205



**LAYER\_LOCKER\_SET12**

Width 320  
Depth 54  
Height 205

# WORKING SPACES



# Timy

01  
Timy Storage

02  
Timy Storage

03  
Timy Storage



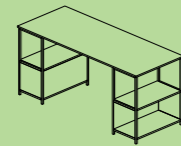
#workingspaces2024

# Timy



**Desk\_Timy\_ATL\_16080\_H90**

Width 160  
Depth 80  
Height 90



**Desk\_Timy\_ATL\_20080\_H90**

Width 200  
Depth 80  
Height 90



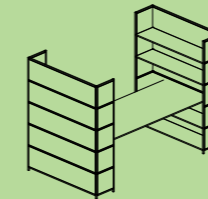
**Desk\_Timy\_ATL\_20080\_H105**

Width 200  
Depth 80  
Height 105



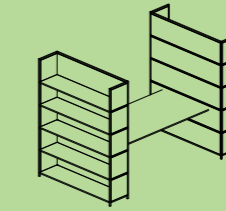
**Desk\_Timy\_ATL\_161080\_H105**

Width 160  
Depth 80  
Height 105




**Desk\_Timy\_UNT\_CM\_280155\_H197**

Width 280  
Depth 155  
Height 197



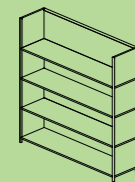
**Desk\_Timy\_UNT\_OM\_280155\_H197**

Width 280  
Depth 155  
Height 197



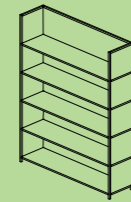
**Desk\_Timy\_UNT\_TV\_155182\_H197**

Width 155  
Depth 182  
Height 197



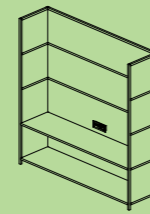
**Storage\_Timy\_SHF\_15540\_H160**

Width 155  
Depth 40  
Height 160



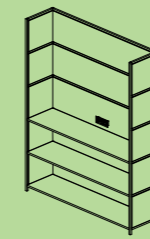
**Storage\_Timy\_SHF\_15540\_H197**

Width 155  
Depth 40  
Height 197



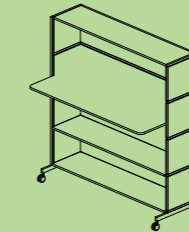
**Storage\_Timy\_UNT\_TV\_15540\_H160**

Width 155  
Depth 40  
Height 160



**Storage\_Timy\_UNT\_TV\_15540\_H197**

Width 155  
Depth 40  
Height 197



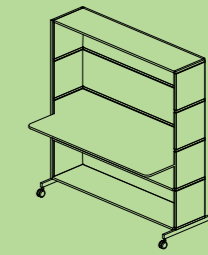
**Desk\_Timy\_MBL\_B\_H167**

Width 155  
Depth 88  
Height 167



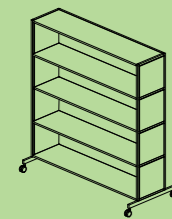
**Desk\_Timy\_MBL\_C\_H167**

Width 155  
Depth 88  
Height 167



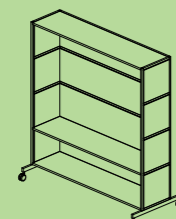
**Desk\_Timy\_MBL\_T\_H167**

Width 155  
Depth 88  
Height 167



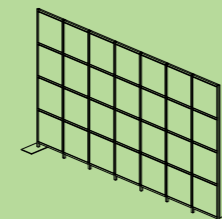
**Storage\_Timy\_MBL\_S\_H167**

Width 155  
Depth 72  
Height 167



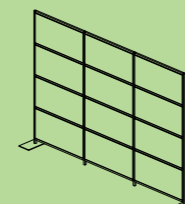
**Storage\_Timy\_MBL\_TV\_H167**

Width 155  
Depth 72  
Height 167



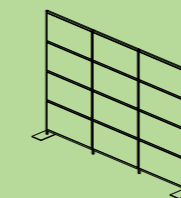
**Screen\_Timy\_270\_7X4\_H160**

Width 270  
Depth 35  
Height 160



**Screen\_Timy\_230\_3X4\_H160**

Width 130  
Depth 35  
Height 160



**Screen\_Timy\_190\_1X4\_H160**

Width 190  
Depth 35  
Height 160



**Screen\_Timy\_155\_1X4\_H160**

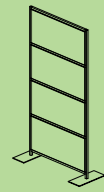
Width 155  
Depth 35  
Height 160



**Screen\_Timy\_155\_2X4\_H160**


Width 155  
Depth 35  
Height 160

# Timy



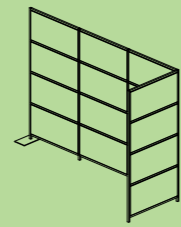
**Screen\_Timy\_78\_1X4\_H160**

Width 78  
Depth 35  
Height 160



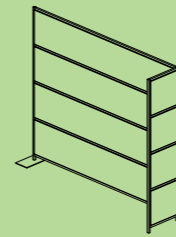
**Screen\_Timy\_270L40\_8X4\_H160**

Width 270  
Depth 40  
Height 160



**Screen\_Timy\_230L40\_4X4\_H160**

Width 230  
Depth 40  
Height 160



**Screen\_Timy\_190L40\_2X4\_H160**

Width 190  
Depth 40  
Height 160




**Screen\_Timy\_155L40\_3X4\_H160**

Width 155  
Depth 40  
Height 160




**Screen\_Timy\_78L40\_2X4\_H160**

Width 78  
Depth 40  
Height 160



**Screen\_Timy\_270L78\_9X4\_H160**

Width 270  
Depth 78  
Height 160



**Screen\_Timy\_230L78\_4X4\_H160**

Width 230  
Depth 78  
Height 160



**Screen\_Timy\_190L78\_2X4\_H160**

Width 190  
Depth 78  
Height 160



**Screen\_Timy\_155L78\_2X4\_H160**

Width 155  
Depth 78  
Height 160



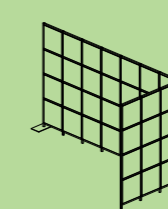
**Screen\_Timy\_155L78\_3X4\_H160**

Width 155  
Depth 78  
Height 160




**Screen\_Timy\_78L78\_2X4\_H160**

Width 78  
Depth 78  
Height 160



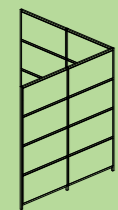
**Screen\_Timy\_270L115\_10X4\_H160**

Width 270  
Depth 115  
Height 160



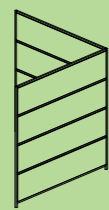
**Screen\_Timy\_230L155\_5X4\_H160**

Width 230  
Depth 155  
Height 160



**Screen\_Timy\_190L190\_2X4\_H160**

Width 190  
Depth 190  
Height 160



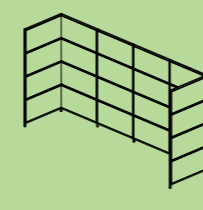
**Screen\_Timy\_155L155\_2X4\_H160**

Width 155  
Depth 155  
Height 160



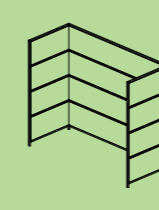
**Screen\_Timy\_155L155\_4X4\_H160**

Width 155  
Depth 155  
Height 160



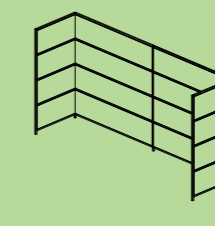
**Screen\_Timy\_305U78\_6X4\_H160**

Width 305  
Depth 78  
Height 160




**Screen\_Timy\_190U78\_3X4\_H160**

Width 190  
Depth 78  
Height 160



**Screen\_Timy\_305U78\_4X4\_H160**

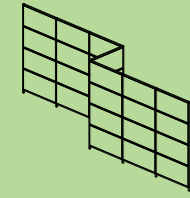
Width 305  
Depth 78  
Height 160



**Screen\_Timy\_460Z155\_H160**

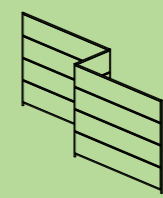
Width 460  
Depth 155  
Height 160

# Timy



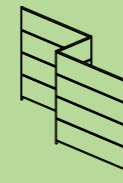
**Screen\_Timy\_460Z78\_H160**

Width 460  
Depth 78  
Height 160



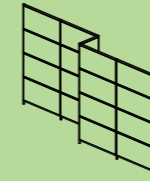
**Screen\_Timy\_382Z78\_H160**

Width 382  
Depth 78  
Height 160



**Screen\_Timy\_305Z78\_H160**

Width 305  
Depth 78  
Height 160



**Screen\_Timy\_305ZX40\_H160**

Width 305  
Depth 40  
Height 160



**Screen\_Timy\_155ZX305\_H160**

Width 155  
Depth 305  
Height 160



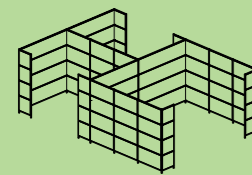
**Screen\_Timy\_155ZX230\_H160**

Width 155  
Depth 230  
Height 160



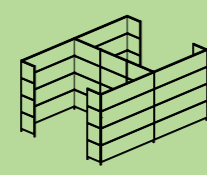
**Screen\_Timy\_155ZX155\_H160**

Width 155  
Depth 155  
Height 160



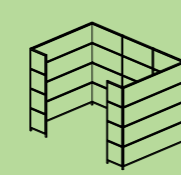
**Screen\_Timy\_ROOM\_05\_458305\_H160**

Width 458  
Depth 305  
Height 160



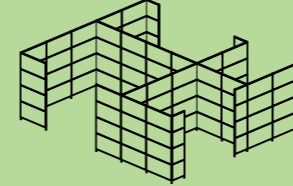
**Screen\_Timy\_ROOM\_03\_230305\_H160**

Width 230  
Depth 305  
Height 160



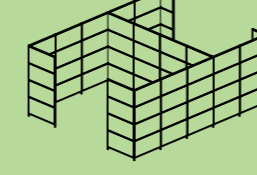
**Screen\_Timy\_ROOM\_01\_230155\_H160**

Width 230  
Depth 155  
Height 160



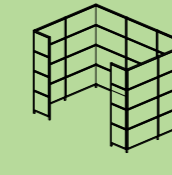
**Screen\_Timy\_ROOM\_06\_458382\_H160**

Width 458  
Depth 382  
Height 160



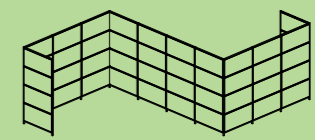
**Screen\_Timy\_ROOM\_04\_305382\_H160**

Width 305  
Depth 382  
Height 160



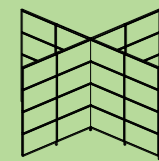
**Screen\_Timy\_ROOM\_02\_230155\_H160**

Width 230  
Depth 155  
Height 160



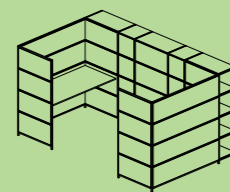
**Screen\_Timy\_ROOM\_08\_305X458\_H160**

Width 305  
Depth 458  
Height 160



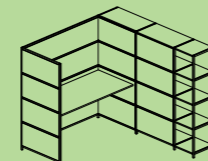
**Screen\_Timy\_ROOM\_07\_305X305\_H160**

Width 305  
Depth 305  
Height 160



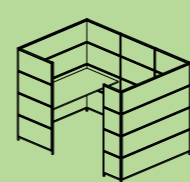
**Desk\_Timy\_BTH\_W\_1P\_ISOF\_305190\_H160**

Width 305  
Depth 190  
Height 160



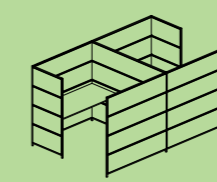
**Desk\_Timy\_BTH\_W\_1P\_190190\_H160**

Width 190  
Depth 190  
Height 160



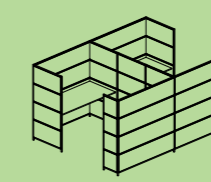
**Desk\_Timy\_BTH\_W\_1P\_230155\_H160**

Width 230  
Depth 155  
Height 160



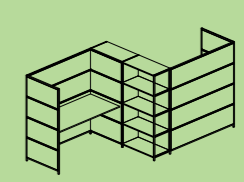
**Desk\_Timy\_BTH\_W\_2P\_190306\_H160**

Width 190  
Depth 306  
Height 160



**Desk\_Timy\_BTH\_W\_2P\_230306\_H160**

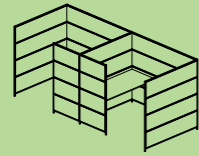
Width 230  
Depth 306  
Height 160



**Desk\_Timy\_BTH\_W\_2P\_345155\_H160**

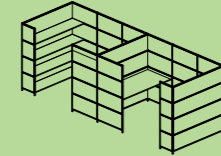
Width 345  
Depth 155  
Height 160

# Timy



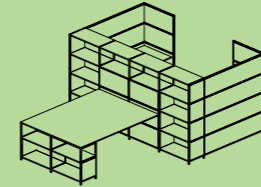
**Desk\_Timy\_BTH\_W\_2P\_380155\_H160**

Width 380  
Depth 155  
Height 160



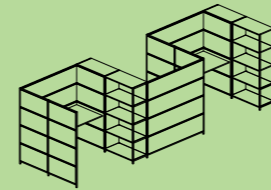
**Desk\_Timy\_BTH\_W\_2P\_460155\_H160**

Width 460  
Depth 155  
Height 160



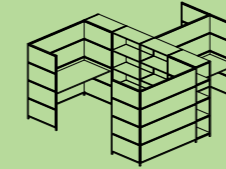
**Desk\_Timy\_BTH\_W\_2P\_M\_305390\_H160**

Width 305  
Depth 390  
Height 160



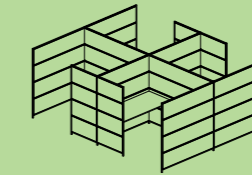
**Desk\_Timy\_BTH\_W\_3P\_535155\_H160**

Width 535  
Depth 155  
Height 160



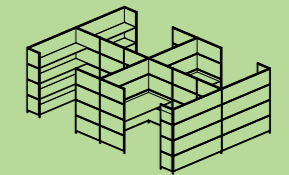
**Desk\_Timy\_BTH\_W\_4P\_345305\_H160**

Width 345  
Depth 305  
Height 160



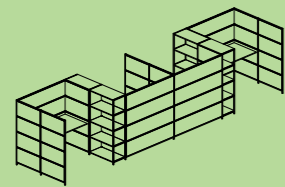
**Desk\_Timy\_BTH\_W\_4P\_380106\_H160**

Width 380  
Depth 106  
Height 160



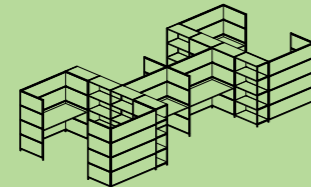
**Desk\_Timy\_BTH\_W\_4P\_460306\_H160**

Width 460  
Depth 306  
Height 160



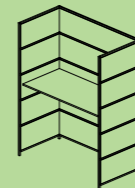
**Desk\_Timy\_BTH\_W\_4P\_685155\_H160**

Width 685  
Depth 155  
Height 160



**Desk\_Timy\_BTH\_W\_8P\_685305\_H160**

Width 685  
Depth 305  
Height 160



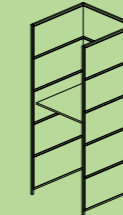
**Desk\_Timy\_B\_15578\_H197**

Width 155  
Depth 78  
Height 197



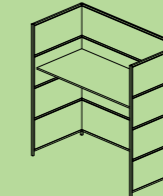
**Desk\_Timy\_BTH\_B\_7878\_H160**

Width 78  
Depth 78  
Height 160



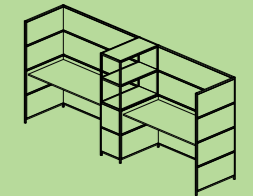
**Desk\_Timy\_BTH\_B\_7878\_H197**

Width 78  
Depth 78  
Height 197



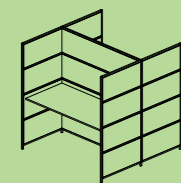
**Desk\_Timy\_BTH\_B\_15578\_H160**

Width 155  
Depth 78  
Height 160



**Desk\_Timy\_BTH\_W\_2P\_34578\_H160**

Width 345  
Depth 78  
Height 160



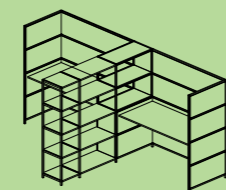
**Desk\_Timy\_BTH\_W\_2P\_155155\_H160**

Width 155  
Depth 155  
Height 160



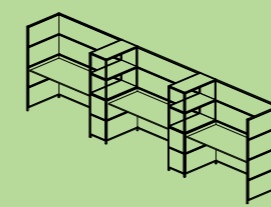
**Desk\_Timy\_BTH\_W\_2P\_155155\_H197**

Width 155  
Depth 155  
Height 197



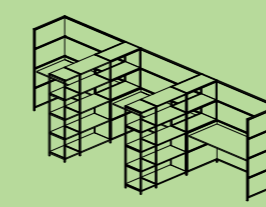
**Desk\_Timy\_BTH\_W\_2P\_345192\_H160**

Width 345  
Depth 192  
Height 160



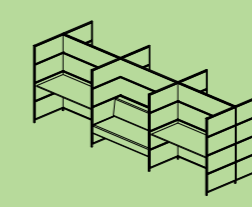
**Desk\_Timy\_BTH\_W\_3P\_53578\_H160**

Width 535  
Depth 78  
Height 160




**Desk\_Timy\_BTH\_W\_3P\_535192\_H160**

Width 535  
Depth 192  
Height 160



**Desk\_Timy\_BTH\_W\_4P\_2SOF\_460155\_H160**

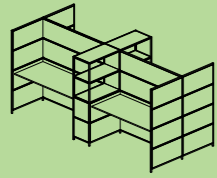
Width 460  
Depth 155  
Height 160



**Desk\_Timy\_BTH\_W\_4P\_306155\_H197**

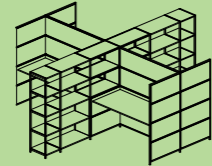
Width 306  
Depth 155  
Height 197

# Timy



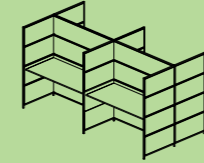
**Desk\_Timy\_BTH\_W\_4P\_345155\_H160**

Width 345  
Depth 155  
Height 160



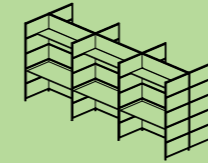
**Desk\_Timy\_BTH\_W\_4P\_345380\_H160**

Width 345  
Depth 380  
Height 160



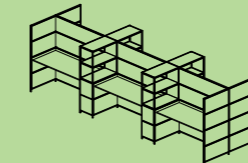
**Desk\_Timy\_BTH\_W\_4P\_306155\_H160**

Width 306  
Depth 155  
Height 160



**Desk\_Timy\_BTH\_W\_6P\_460155\_H197**

Width 460  
Depth 155  
Height 197



**Desk\_Timy\_BTH\_W\_6P\_535155\_H160**

Width 535  
Depth 155  
Height 160



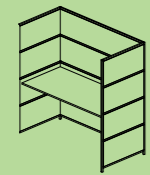
**Desk\_Timy\_BTH\_W\_7878\_H160**

Width 78  
Depth 78  
Height 160



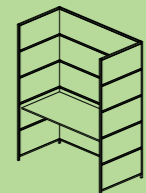
**Desk\_Timy\_BTH\_W\_7878\_H197**

Width 78  
Depth 78  
Height 197



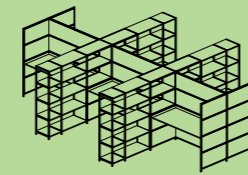
**Desk\_Timy\_BTH\_W\_15578\_H160**

Width 155  
Depth 78  
Height 160



**Desk\_Timy\_BTH\_W\_15578\_H197**

Width 155  
Depth 78  
Height 197



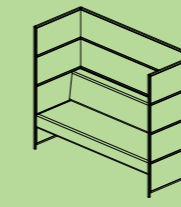
**Desk\_Timy\_BTH\_W\_6P\_535380\_H160**

Width 535  
Depth 380  
Height 160



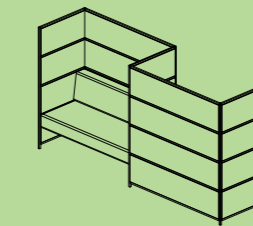
**Seating\_Timy\_SOF\_15578\_H160**

Width 155  
Depth 78  
Height 160



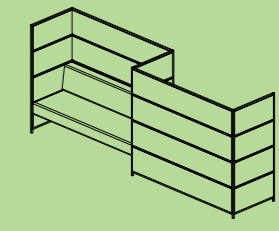
**Seating\_Timy\_SOF\_19078\_H160**

Width 190  
Depth 78  
Height 160



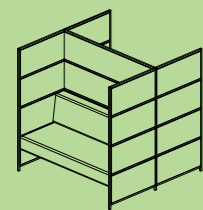
**Seating\_Timy\_SOF\_30578\_H160**

Width 305  
Depth 78  
Height 160



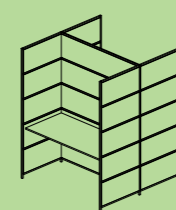
**Seating\_Timy\_SOF\_38078\_H160**

Width 380  
Depth 78  
Height 160



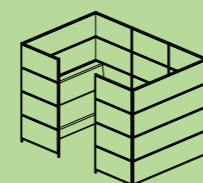
**Seating\_Timy\_SOF\_155155\_H160**

Width 155  
Depth 155  
Height 160



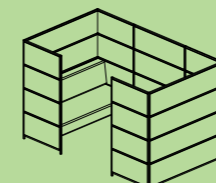
**Seating\_Timy\_SOF\_190155\_H160**

Width 190  
Depth 155  
Height 160



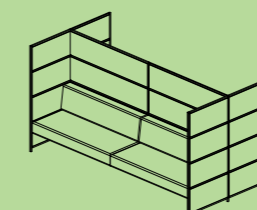
**Seating\_Timy\_SOF\_230155\_H160**

Width 230  
Depth 155  
Height 160



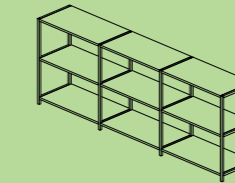
**Seating\_Timy\_SOF\_260155\_H160**

Width 260  
Depth 155  
Height 160



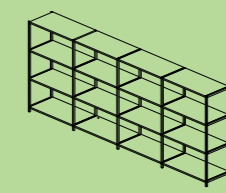
**Seating\_Timy\_SOF\_305155\_H160**

Width 305  
Depth 155  
Height 160



**Timy\_SET 1**

Width 234  
Depth 40  
Height 83



**Timy\_SET 2**

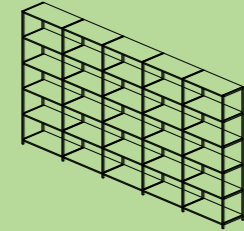
Width 312  
Depth 40  
Height 120

# Timy



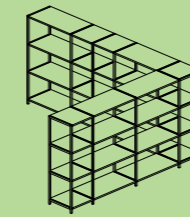
**Timy\_SET 3**

Width 200  
Depth 40  
Height 160



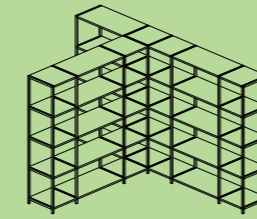
**Timy\_SET 4**

Width 390  
Depth 40  
Height 197



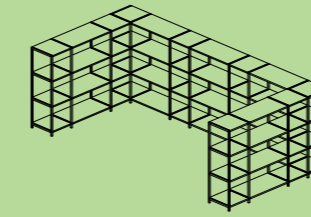
**Timy\_SET 5**

Width 276  
Depth 236  
Height 120



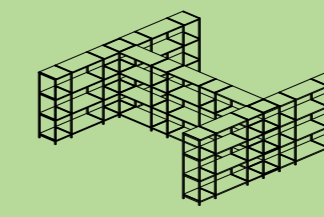
**Timy\_SET 6**

Width 276  
Depth 198  
Height 160




**Timy\_SET 7**

Width 394  
Depth 198  
Height 120



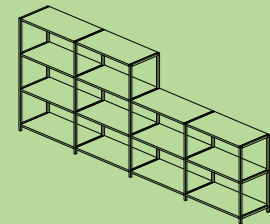
**Timy\_SET 8**

Width 394  
Depth 356  
Height 120




**Timy\_SET 9**

Width 314  
Depth 40  
Height 197



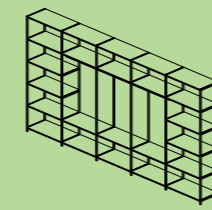
**Timy\_SET 10**

Width 312  
Depth 40  
Height 120



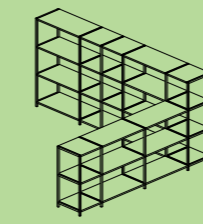
**Timy\_SET 11**

Width 238  
Depth 40  
Height 160




**Timy\_SET 12**

Width 390  
Depth 40  
Height 197




**Timy\_SET 13**

Width 276  
Depth 236  
Height 120



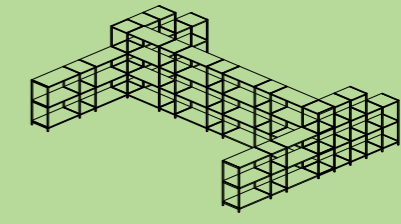
**Timy\_SET 14**

Width 276  
Depth 200  
Height 160



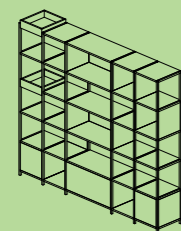
**Timy\_SET 15**

Width 394  
Depth 198  
Height 120




**Timy\_SET 16**

Width 512  
Depth 396  
Height 120



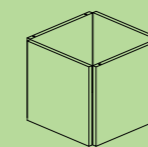
**Storage\_Timy\_CONFIGURATION\_SET1**

Width 230  
Depth 40  
Height 160



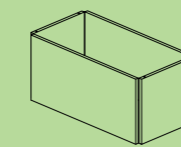
**Storage\_Timy\_CONFIGURATION\_SET2**

Width 230  
Depth 40  
Height 160



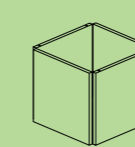
**Storage\_Timy\_CAB\_4040**

Width 40  
Depth 40  
Height 35



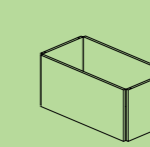
**Storage\_Timy\_CAB\_7840**

Width 78  
Depth 40  
Height 35



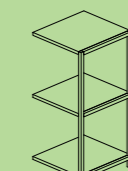
**Storage\_Timy\_DRW\_4040**

Width 40  
Depth 40  
Height 35



**Storage\_Timy\_DRW\_7840**

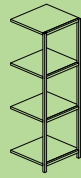
Width 78  
Depth 40  
Height 35



**Storage\_Timy\_EXT40\_H83**

Width 40  
Depth 40  
Height 83

# Timy



**Storage\_Timy\_EXT40\_H120**

Width 40  
Depth 40  
Height 120



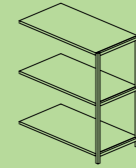
**Storage\_Timy\_EXT40\_H160**

Width 40  
Depth 40  
Height 160



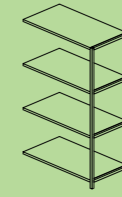
**Storage\_Timy\_EXT40\_H197**

Width 40  
Depth 40  
Height 197



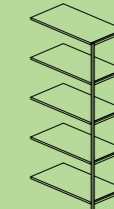
**Storage\_Timy\_EXT78\_H83**

Width 78  
Depth 40  
Height 83



**Storage\_Timy\_EXT78\_H120**

Width 78  
Depth 40  
Height 120



**Storage\_Timy\_EXT78\_H160**

Width 78  
Depth 40  
Height 160



**Storage\_Timy\_EXT78\_H197**

Width 78  
Depth 40  
Height 197



**Storage\_Timy\_LCB40\_H83**

Width 40  
Depth 40  
Height 83



**Storage\_Timy\_LCB40\_H120**

Width 40  
Depth 40  
Height 120



**Storage\_Timy\_LCB40\_H160**

Width 40  
Depth 40  
Height 160



**Storage\_Timy\_LCB40\_H197**

Width 40  
Depth 40  
Height 197



**Storage\_Timy\_LCF40\_H83**

Width 40  
Depth 40  
Height 83



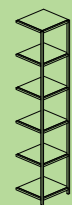
**Storage\_Timy\_LCF40\_H120**

Width 40  
Depth 40  
Height 120



**Storage\_Timy\_LCF40\_H160**

Width 40  
Depth 40  
Height 160



**Storage\_Timy\_LCF40\_H197**

Width 40  
Depth 40  
Height 197



**Storage\_Timy\_MDL40\_H83**

Width 40  
Depth 40  
Height 83



**Storage\_Timy\_MDL40\_H120**

Width 40  
Depth 40  
Height 120



**Storage\_Timy\_MDL40\_H160**

Width 40  
Depth 40  
Height 160



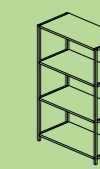
**Storage\_Timy\_MDL40\_H197**

Width 40  
Depth 40  
Height 197



**Storage\_Timy\_MDL78\_H83**

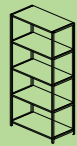
Width 78  
Depth 40  
Height 83



**Storage\_Timy\_MDL78\_H120**

Width 78  
Depth 40  
Height 120

# Timy



**Storage\_Timy\_MDL78\_H160**

Width 78  
Depth 40  
Height 160



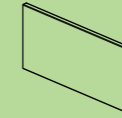
**Storage\_Timy\_MDL78\_H197**

Width 78  
Depth 40  
Height 197



**Storage\_Timy\_PNF\_40**

Width 40  
Depth 3  
Height 35



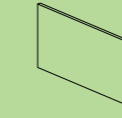
**Storage\_Timy\_PNF78**

Width 78  
Depth 3  
Height 35



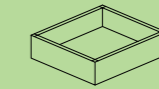
**Storage\_Timy\_PNL\_40**

Width 40  
Depth 1,8  
Height 35



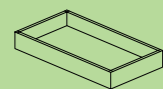
**Storage\_Timy\_PNL\_78**

Width 40  
Depth 1,8  
Height 35



**Storage\_Timy\_PNT\_4040**

Width 40  
Depth 40  
Height 10



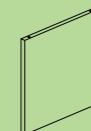
**Storage\_Timy\_PNT\_7840**

Width 78  
Depth 40  
Height 10



**Storage\_Timy\_SPF\_40**

Width 3  
Depth 40  
Height 35



**Storage\_Timy\_SPN\_40**

Width 1,8  
Depth 40  
Height 35



**Storage\_Timy\_TCE40\_H83**

Width 40  
Depth 40  
Height 83



**Storage\_Timy\_TCE40\_H120**

Width 40  
Depth 40  
Height 120



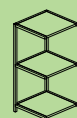
**Storage\_Timy\_TCE40\_H160**

Width 40  
Depth 40  
Height 160



**Storage\_Timy\_TCE40\_H197**

Width 40  
Depth 40  
Height 197



**Storage\_Timy\_TCS40\_H83**

Width 40  
Depth 40  
Height 83



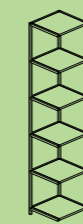
**Storage\_Timy\_TCS40\_H120**

Width 40  
Depth 40  
Height 120



**Storage\_Timy\_TCS40\_H160**

Width 40  
Depth 40  
Height 160



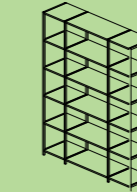
**Storage\_Timy\_TCS40\_H197**

Width 40  
Depth 40  
Height 197



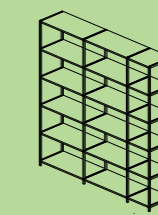
**Storage\_Timy\_SET4078\_Mixed1**

Width 118  
Depth 40  
Height 197



**Storage\_Timy\_SET4078\_Mixed2**

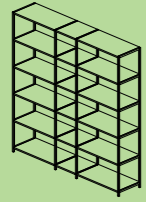
Width 156  
Depth 40  
Height 197



**Storage\_Timy\_SET4078\_Mixed3**

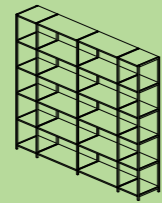
Width 196  
Depth 40  
Height 197

# Timy



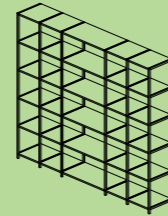
**Stroge\_Timy\_SET4078\_Mixed4**

Width 194  
Depth 40  
Height 197



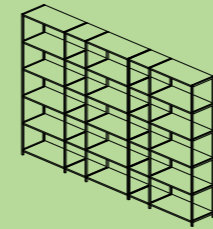
**Stroge\_Timy\_SET4078\_Mixed5**

Width 234  
Depth 40  
Height 197



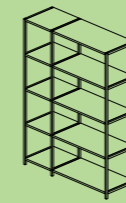
**Stroge\_Timy\_SET4078\_Mixed6**

Width 232  
Depth 40  
Height 197



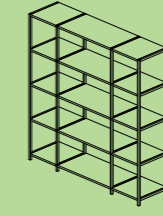
**Stroge\_Timy\_SET4078\_Mixed7**

Width 310  
Depth 40  
Height 197



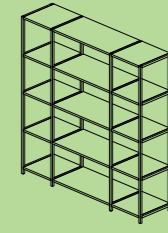
**Stroge\_Timy\_SET4078\_Mixed8**

Width 118  
Depth 40  
Height 160



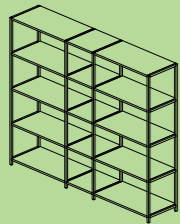
**Stroge\_Timy\_SET4078\_Mixed9**

Width 156  
Depth 40  
Height 160



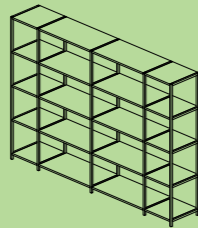
**Stroge\_Timy\_SET4078\_Mixed10**

Width 156  
Depth 40  
Height 160



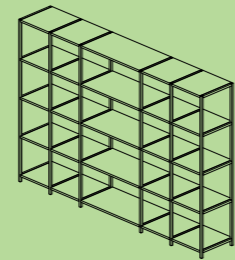
**Stroge\_Timy\_SET4078\_Mixed11**

Width 194  
Depth 40  
Height 160



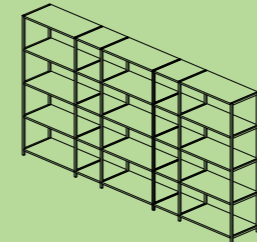
**Stroge\_Timy\_SET4078\_Mixed12**

Width 234  
Depth 40  
Height 160



**Stroge\_Timy\_SET4078\_Mixed13**

Width 232  
Depth 40  
Height 160



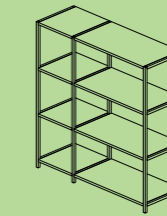
**Stroge\_Timy\_SET4078\_Mixed14**

Width 310  
Depth 40  
Height 160



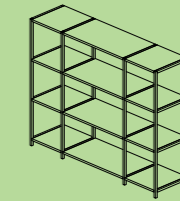
**Stroge\_Timy\_SET4078\_Mixed15**

Width 118  
Depth 40  
Height 120



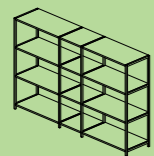
**Stroge\_Timy\_SET4078\_Mixed16**

Width 118  
Depth 40  
Height 120



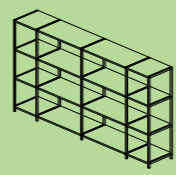
**Stroge\_Timy\_SET4078\_Mixed17**

Width 156  
Depth 40  
Height 120



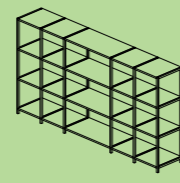
**Stroge\_Timy\_SET4078\_Mixed18**

Width 194  
Depth 40  
Height 120



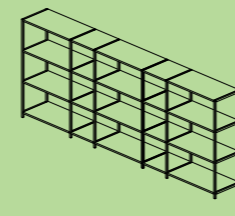
**Stroge\_Timy\_SET4078\_Mixed19**

Width 234  
Depth 40  
Height 120



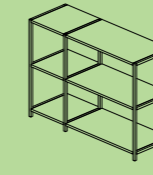
**Stroge\_Timy\_SET4078\_Mixed20**

Width 232  
Depth 40  
Height 120



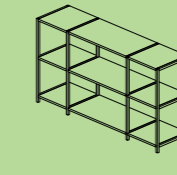
**Stroge\_Timy\_SET4078\_Mixed21**

Width 310  
Depth 40  
Height 120



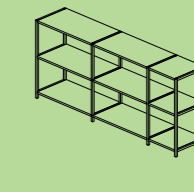
**Stroge\_Timy\_SET4078\_Mixed22**

Width 118  
Depth 40  
Height 83



**Stroge\_Timy\_SET4078\_Mixed23**

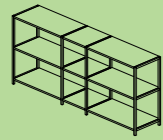
Width 156  
Depth 40  
Height 83



**Stroge\_Timy\_SET4078\_Mixed24**

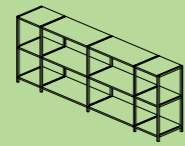
Width 194  
Depth 40  
Height 83

# Timy



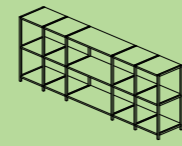
**Stroge\_Timy\_SET4078\_Mixed25**

Width 194  
Depth 40  
Height 83



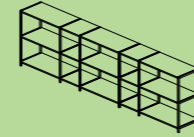
**Stroge\_Timy\_SET4078\_Mixed26**

Width 234  
Depth 40  
Height 83




**Stroge\_Timy\_SET4078\_Mixed27**

Width 232  
Depth 40  
Height 83




**Stroge\_Timy\_SET4078\_Mixed28**

Width 310  
Depth 40  
Height 83



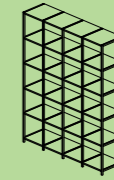
**Storage\_Timy\_MDL4040\_Set1**

Width 78  
Depth 40  
Height 197



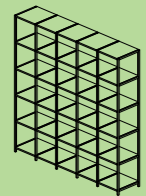
**Storage\_Timy\_MDL4040\_Set2**

Width 116  
Depth 40  
Height 197



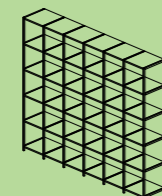
**Storage\_Timy\_MDL4040\_Set3**

Width 154  
Depth 40  
Height 197



**Storage\_Timy\_MDL4040\_Set4**

Width 192  
Depth 40  
Height 197



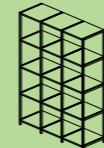
**Storage\_Timy\_MDL4040\_Set5**

Width 230  
Depth 40  
Height 197



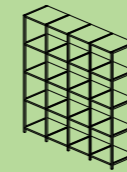
**Storage\_Timy\_MDL4040\_Set6**

Width 78  
Depth 40  
Height 160



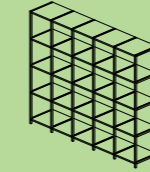
**Storage\_Timy\_MDL4040\_Set7**

Width 116  
Depth 40  
Height 160



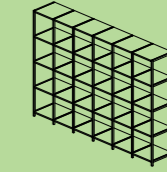
**Storage\_Timy\_MDL4040\_Set8**

Width 154  
Depth 40  
Height 160



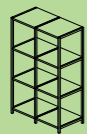
**Storage\_Timy\_MDL4040\_Set9**

Width 192  
Depth 40  
Height 160



**Storage\_Timy\_MDL4040\_Set10**

Width 230  
Depth 40  
Height 160



**Storage\_Timy\_MDL4040\_Set11**

Width 78  
Depth 40  
Height 120



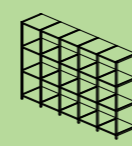
**Storage\_Timy\_MDL4040\_Set12**

Width 116  
Depth 40  
Height 120



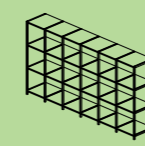
**Storage\_Timy\_MDL4040\_Set13**

Width 154  
Depth 40  
Height 120



**Storage\_Timy\_MDL4040\_Set14**

Width 192  
Depth 40  
Height 120



**Storage\_Timy\_MDL4040\_Set15**

Width 230  
Depth 40  
Height 120



**Storage\_Timy\_MDL4040\_Set16**

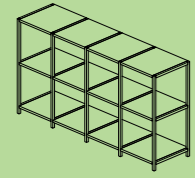
Width 78  
Depth 40  
Height 83



**Storage\_Timy\_MDL4040\_Set17**


Width 116  
Depth 40  
Height 83

# Timy



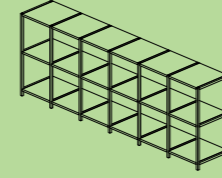
**Storage\_Timy\_MDL4040\_Set18**

Width 154  
Depth 40  
Height 83



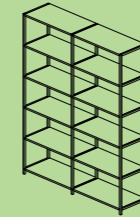
**Storage\_Timy\_MDL4040\_Set19**

Width 192  
Depth 40  
Height 83



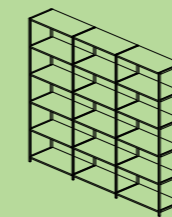
**Storage\_Timy\_MDL4040\_Set20**

Width 230  
Depth 40  
Height 83



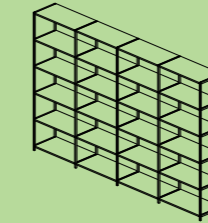
**Storage\_Timy\_MDL7878\_Set1**

Width 154  
Depth 40  
Height 197



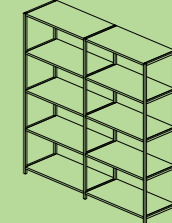
**Storage\_Timy\_MDL7878\_Set2**

Width 230  
Depth 40  
Height 197



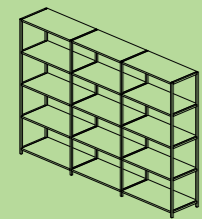
**Storage\_Timy\_MDL7878\_Set3**

Width 306  
Depth 40  
Height 197



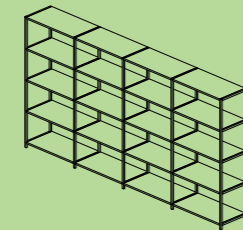
**Storage\_Timy\_MDL7878\_Set4**

Width 154  
Depth 40  
Height 160



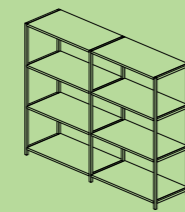
**Storage\_Timy\_MDL7878\_Set5**

Width 230  
Depth 40  
Height 160



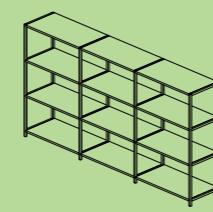
**Storage\_Timy\_MDL7878\_Set6**

Width 306  
Depth 40  
Height 160



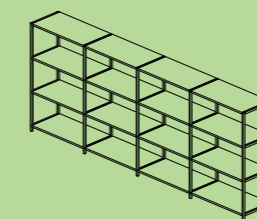
**Storage\_Timy\_MDL7878\_Set7**

Width 154  
Depth 40  
Height 120



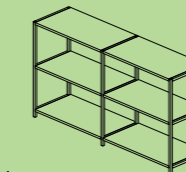
**Storage\_Timy\_MDL7878\_Set8**

Width 230  
Depth 40  
Height 120



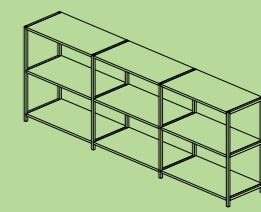
**Storage\_Timy\_MDL7878\_Set9**

Width 306  
Depth 40  
Height 120



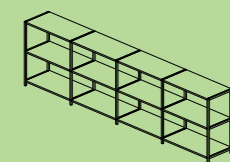
**Storage\_Timy\_MDL7878\_Set10**

Width 154  
Depth 40  
Height 83



**Storage\_Timy\_MDL7878\_Set11**

Width 230  
Depth 40  
Height 83



**Storage\_Timy\_MDL7878\_Set12**

Width 306  
Depth 40  
Height 83



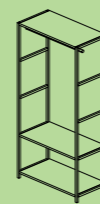
**Storage\_Timy\_VES\_40\_H160**

Width 40  
Depth 40  
Height 160



**Storage\_Timy\_VES\_40\_H197**

Width 40  
Depth 40  
Height 197



**Storage\_Timy\_VES\_78\_H160**

Width 78  
Depth 40  
Height 160




**Storage\_Timy\_VES\_78\_H197**

Width 78  
Depth 40  
Height 197



**Storage\_Timy\_VES\_155U40\_H197**

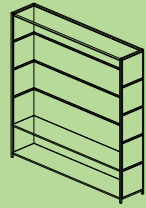
Width 155  
Depth 40  
Height 197



**Storage\_Timy\_VES\_155U78\_H197**

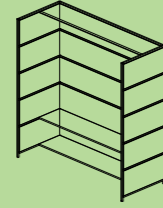
Width 155  
Depth 78  
Height 197

# Timy



**Storage\_Timy\_VES\_190U40\_H197**

Width	190
Depth	40
Height	197



**Storage\_Timy\_VES\_190U78\_H197**

Width	190
Depth	78
Height	197

# WORKING SPACES

01



02

# Tin

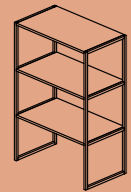
01  
Tin Storage

02  
Tin Storage



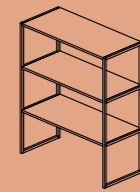
#workingspaces2024

# Tin



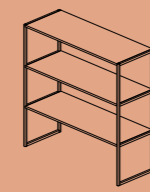
**Storage\_TIN\_ACS8045H120**

Width 80  
Depth 45  
Height 120



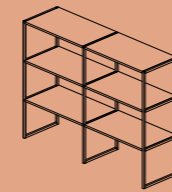
**Storage\_TIN\_ACS10045H120**

Width 100  
Depth 45  
Height 120



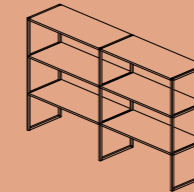
**Storage\_TIN\_ACS12045H120**

Width 120  
Depth 45  
Height 120



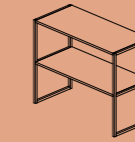
**Storage\_TIN\_ACS16045H120**

Width 160  
Depth 45  
Height 120



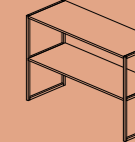
**Storage\_TIN\_ACS20045H120**

Width 200  
Depth 45  
Height 120



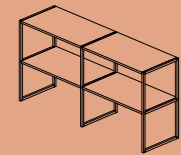
**Storage\_TIN\_ACS10045H80**

Width 100  
Depth 45  
Height 80



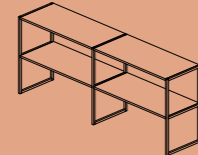
**Storage\_TIN\_ACS12045H80**

Width 120  
Depth 45  
Height 80



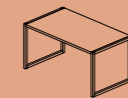
**Storage\_TIN\_ACS16045H80**

Width 160  
Depth 45  
Height 80



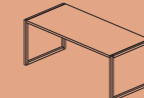
**Storage\_TIN\_ACS20045H80**

Width 200  
Depth 45  
Height 80



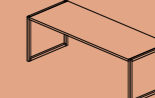
**Storage\_TIN\_ACS8045H40**

Width 80  
Depth 45  
Height 40



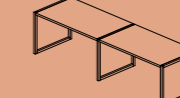
**Storage\_TIN\_ACS10045H40**

Width 100  
Depth 45  
Height 40



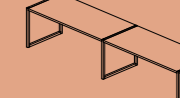
**Storage\_TIN\_ACS12045H40**

Width 120  
Depth 45  
Height 40



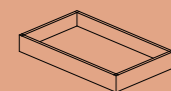
**Storage\_TIN\_ACS16045H40**

Width 160  
Depth 45  
Height 40



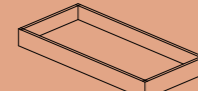
**Storage\_TIN\_ACS20045H40**

Width 200  
Depth 45  
Height 40



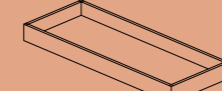
**Storage\_TIN\_ACP7545H10**

Width 75  
Depth 45  
Height 10



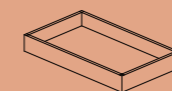
**Storage\_TIN\_ACP9545H10**

Width 95  
Depth 45  
Height 10



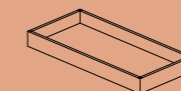
**Storage\_TIN\_ACP13545H10**

Width 135  
Depth 45  
Height 10



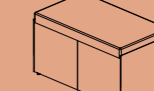
**Storage\_TIN\_ACP7645H10**

Width 76  
Depth 45  
Height 10



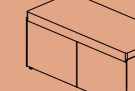
**Storage\_TIN\_ACP9645H10**

Width 96  
Depth 45  
Height 10



**Storage\_TIN\_BNC8045H45**

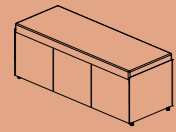
Width 80  
Depth 45  
Height 45



**Storage\_TIN\_BNC10045H45**

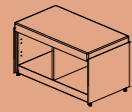
Width 100  
Depth 45  
Height 45

# Tin



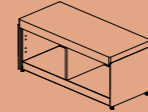
**Storage\_TIN\_BNC12045H45**

Width 120  
Depth 45  
Height 45



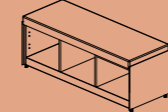
**Storage\_TIN\_BNO8045H45**

Width 80  
Depth 45  
Height 45



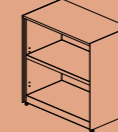
**Storage\_TIN\_BNO10045H45**

Width 100  
Depth 45  
Height 45



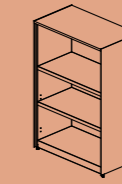
**Storage\_TIN\_BNO12045H45**

Width 120  
Depth 45  
Height 45



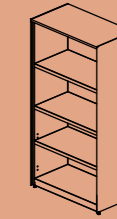
**Storage\_TIN\_CAF8045H80**

Width 80  
Depth 45  
Height 80



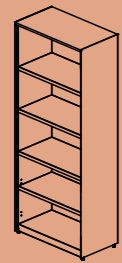
**Storage\_TIN\_CAF8045H120**

Width 80  
Depth 45  
Height 120



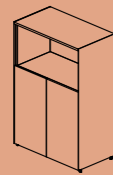
**Storage\_TIN\_CAF8045H160**

Width 80  
Depth 45  
Height 160



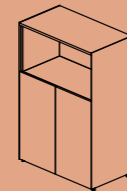
**Storage\_TIN\_CAF8045H200**

Width 80  
Depth 45  
Height 200



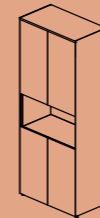
**Storage\_TIN\_CAS8045H120**

Width 80  
Depth 45  
Height 120



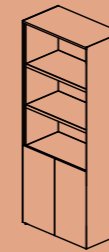
**Storage\_TIN\_CAS8045H160**

Width 80  
Depth 45  
Height 160



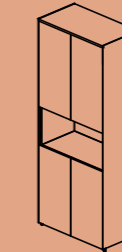
**Storage\_TIN\_CAM8045H160**

Width 80  
Depth 45  
Height 160



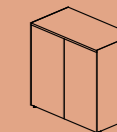
**Storage\_TIN\_CAS8045H200**

Width 80  
Depth 45  
Height 200



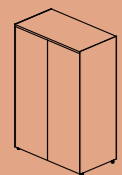
**Storage\_TIN\_CAM8045H200**

Width 80  
Depth 45  
Height 200



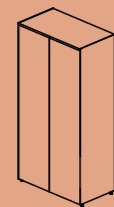
**Storage\_TIN\_CAB8045H80**

Width 80  
Depth 45  
Height 80




**Storage\_TIN\_CAB8045H120**

Width 80  
Depth 45  
Height 120



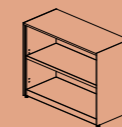
**Storage\_TIN\_CAB8045H160**

Width 80  
Depth 45  
Height 160



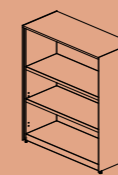
**Storage\_TIN\_CAB8045H200**

Width 80  
Depth 45  
Height 200



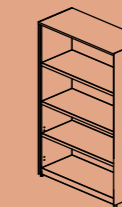
**Storage\_TIN\_CAF10045H80**

Width 100  
Depth 45  
Height 80



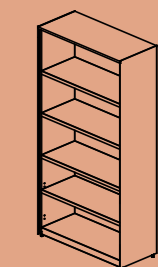
**Storage\_TIN\_CAF10045H120**

Width 100  
Depth 45  
Height 120



**Storage\_TIN\_CAF10045H160**

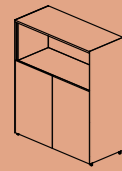
Width 100  
Depth 45  
Height 160



**Storage\_TIN\_CAF10045H200**

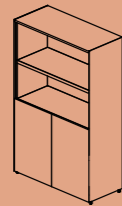
Width 100  
Depth 45  
Height 200

# Tin



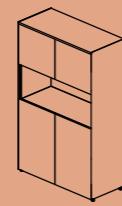
**Storage\_TIN\_CAS10045H120**

Width 100  
Depth 45  
Height 120



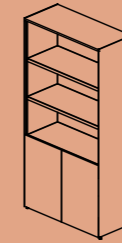
**Storage\_TIN\_CAS10045H160**

Width 100  
Depth 45  
Height 160



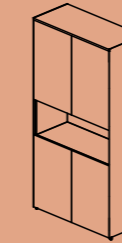
**Storage\_TIN\_CAM10045H160**

Width 100  
Depth 45  
Height 160



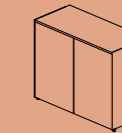
**Storage\_TIN\_CAS10045H200**

Width 100  
Depth 45  
Height 200



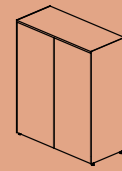
**Storage\_TIN\_CAM10045H200**

Width 100  
Depth 45  
Height 200



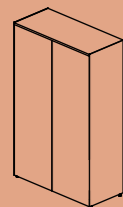
**Storage\_TIN\_CAB10045H80**

Width 100  
Depth 45  
Height 80




**Storage\_TIN\_CAB10045H120**

Width 100  
Depth 45  
Height 120



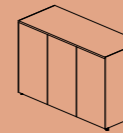
**Storage\_TIN\_CAB10045H160**

Width 100  
Depth 45  
Height 160



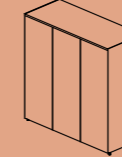
**Storage\_TIN\_CAB10045H200**

Width 100  
Depth 45  
Height 200



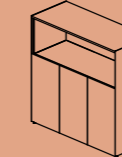
**Storage\_TIN\_CNS12050H80**

Width 100  
Depth 50  
Height 80



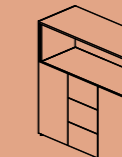
**Storage\_TIN\_CNS12050H120**

Width 120  
Depth 50  
Height 120



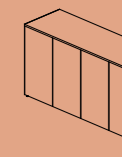
**Storage\_TIN\_CNO12050H120**

Width 120  
Depth 50  
Height 120



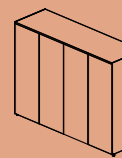
**Storage\_TIN\_CND12050H120**

Width 120  
Depth 50  
Height 120



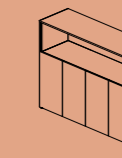
**Storage\_TIN\_CNS16050H80**

Width 160  
Depth 50  
Height 80



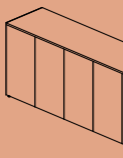
**Storage\_TIN\_CNS16050H120**

Width 160  
Depth 50  
Height 120



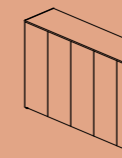
**Storage\_TIN\_CNO16050H120**

Width 160  
Depth 50  
Height 120



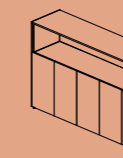
**Storage\_TIN\_CNS20050H80**

Width 200  
Depth 50  
Height 80



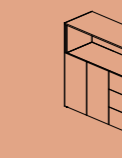
**Storage\_TIN\_CAF10045H80**

Width 100  
Depth 45  
Height 80



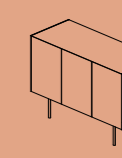
**Storage\_TIN\_CNO20050H120**

Width 200  
Depth 50  
Height 120



**Storage\_TIN\_CND20050H120**

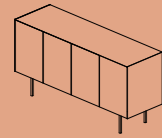
Width 200  
Depth 20  
Height 120



**Storage\_TIN\_CNL12050H80**

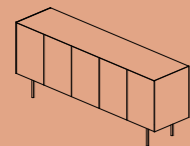
Width 120  
Depth 50  
Height 80

# Tin



**Storage\_TIN\_CNL16050H80**

Width 160  
Depth 50  
Height 80



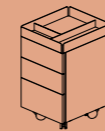
**Storage\_TIN\_CNL20050H80**

Width 200  
Depth 50  
Height 80



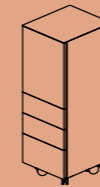
**Storage\_TIN\_CON4045H61**

Width 40  
Depth 45  
Height 61



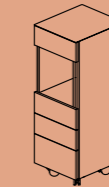
**Storage\_TIN\_COT4045H68**

Width 40  
Depth 45  
Height 68



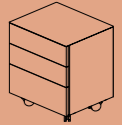
**Storage\_TIN\_CON4045H110**

Width 40  
Depth 45  
Height 110



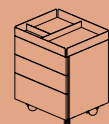
**Storage\_TIN\_COS4045H110**

Width 40  
Depth 45  
Height 110



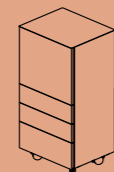
**Storage\_TIN\_CON5545H61**

Width 55  
Depth 45  
Height 61



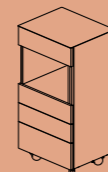
**Storage\_TIN\_COT5545H68**

Width 55  
Depth 45  
Height 68




**Storage\_TIN\_CON5545H110**

Width 55  
Depth 45  
Height 110



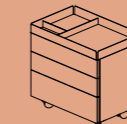
**Storage\_TIN\_COS5545H110**

Width 55  
Depth 45  
Height 110



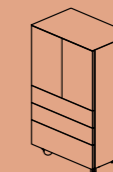
**Storage\_TIN\_CON7045H61**

Width 70  
Depth 45  
Height 61



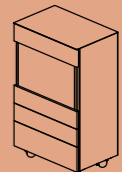
**Storage\_TIN\_COT7045H68**

Width 70  
Depth 45  
Height 68



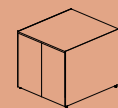
**Storage\_TIN\_CON7045H110**

Width 70  
Depth 45  
Height 110



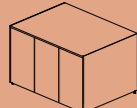
**Storage\_TIN\_COS7045H110**

Width 70  
Depth 45  
Height 110



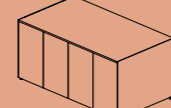
**Storage\_TIN\_CAB8090H75**

Width 80  
Depth 90  
Height 75



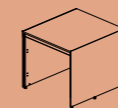
**Storage\_TIN\_CAB12090H75**

Width 120  
Depth 90  
Height 75



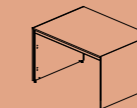
**Storage\_TIN\_CAB16090H75**

Width 160  
Depth 90  
Height 75



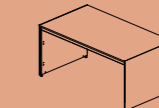
**Storage\_TIN\_CAT8090H75**

Width 80  
Depth 90  
Height 75



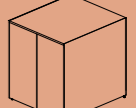
**Storage\_TIN\_CAT12090H75**

Width 120  
Depth 90  
Height 75



**Storage\_TIN\_CAT16090H75**

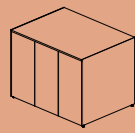
Width 160  
Depth 90  
Height 75



**Storage\_TIN\_CAB8090H90**

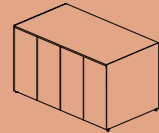
Width 80  
Depth 90  
Height 90

# Tin



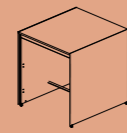
**Storage\_TIN\_CAB12090H90**

Width 120  
Depth 90  
Height 90



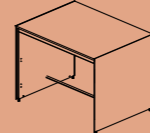
**Storage\_TIN\_CAB16090H90**

Width 160  
Depth 90  
Height 90



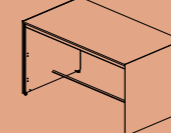
**Storage\_TIN\_CAT8090H90**

Width 80  
Depth 90  
Height 90



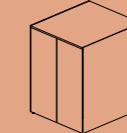
**Storage\_TIN\_CAT12090H90**

Width 120  
Depth 90  
Height 90



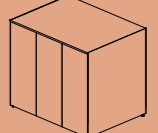
**Storage\_TIN\_CAT16090H90**

Width 160  
Depth 90  
Height 90



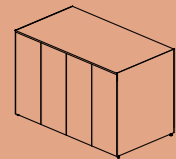
**Storage\_TIN\_CAB8090H105**

Width 80  
Depth 90  
Height 105



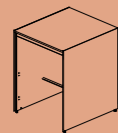
**Storage\_TIN\_CAB12090H105**

Width 120  
Depth 90  
Height 105



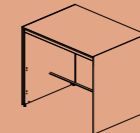
**Storage\_TIN\_CAB16090H105**

Width 160  
Depth 90  
Height 105



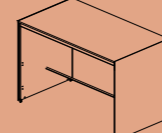
**Storage\_TIN\_CAT8090H105**

Width 80  
Depth 90  
Height 105



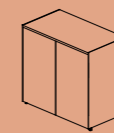
**Storage\_TIN\_CAT12090H105**

Width 120  
Depth 90  
Height 105



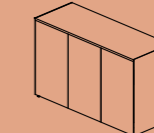
**Storage\_TIN\_CAT16090H105**

Width 160  
Depth 90  
Height 105



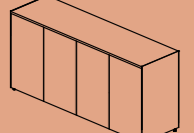
**Storage\_TIN\_CAB8045H75**

Width 80  
Depth 45  
Height 75



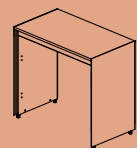
**Storage\_TIN\_CAB12045H75**

Width 120  
Depth 45  
Height 75



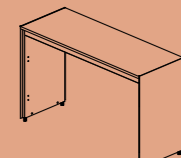
**Storage\_TIN\_CAB16045H75**

Width 160  
Depth 45  
Height 75



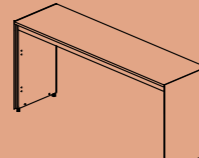
**Storage\_TIN\_CAT8045H75**

Width 80  
Depth 45  
Height 75



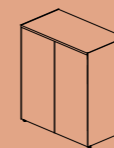
**Storage\_TIN\_CAT12045H75**

Width 120  
Depth 45  
Height 75



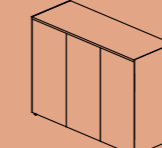
**Storage\_TIN\_CAT16045H75**

Width 160  
Depth 45  
Height 75



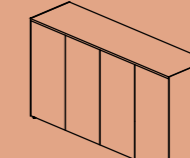
**Storage\_TIN\_CAB8045H90**

Width 80  
Depth 45  
Height 90



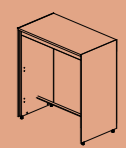
**Storage\_TIN\_CAB12045H90**

Width 120  
Depth 45  
Height 90



**Storage\_TIN\_CAB16045H90**

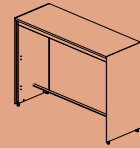
Width 160  
Depth 45  
Height 90



**Storage\_TIN\_CAT8045H90**

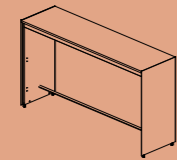
Width 80  
Depth 45  
Height 90

# Tin



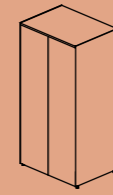
**Storage\_TIN\_CAT12045H105**

Width	120
Depth	45
Height	105



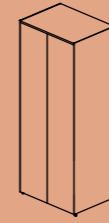
**Storage\_TIN\_CAT16045H105**

Width	160
Depth	45
Height	75



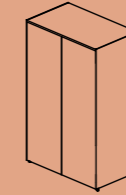
**Storage\_TIN\_VES8060H160**

Width	80
Depth	60
Height	160



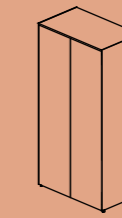
**Storage\_TIN\_VES8060H200**

Width	80
Depth	60
Height	200



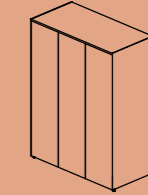
**Storage\_TIN\_VES10060H160**

Width	100
Depth	60
Height	160



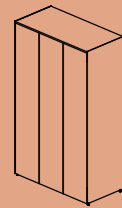
**Storage\_TIN\_VES10060H200**

Width	100
Depth	60
Height	200




**Storage\_TIN\_VES12060H160**

Width	120
Depth	60
Height	160



**Storage\_TIN\_VES12060H200**

Width	120
Depth	60
Height	200



01  
Magneto Shelf



02  
Magneto Locker



03  
Magneto Locker


# Magneto

# Cage Lounge

WORKING SPACES



01



02



03

Space Styled,  
Work Perfected.

01  
Cage Lounge

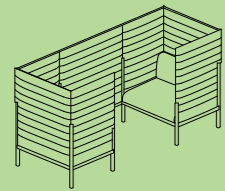
02  
Cage Sofa

03  
Cage Lounge




#workingspaces2024

# Cage Lounge



**Seating\_CageLounge\_BTH\_25293**

Width 252  
Depth 93  
Height 127



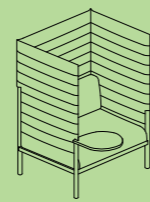
**Seating\_CageLounge\_BTH\_252161**

Width 252  
Depth 161  
Height 127



**Seating\_CageLounge\_HB\_93**

Width 93  
Depth 93  
Height 127



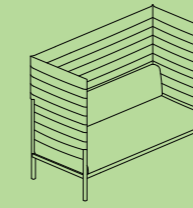
**Seating\_CageLounge\_HB\_93\_STL**

Width 93  
Depth 93  
Height 127



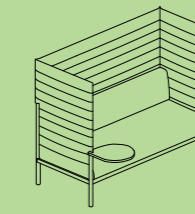
**Seating\_CageLounge\_HB\_93\_STR**

Width 93  
Depth 93  
Height 127




**Seating\_CageLounge\_HB\_161**

Width 161  
Depth 93  
Height 127



**Seating\_CageLounge\_HB\_161\_STL**

Width 161  
Depth 93  
Height 127



**Seating\_CageLounge\_HB\_161\_STR**

Width 161  
Depth 93  
Height 127



**Seating\_CageLounge\_HB\_M\_93**

Width 93  
Depth 93  
Height 127




**Seating\_CageLounge\_HB\_M\_93\_STL**

Width 93  
Depth 93  
Height 127



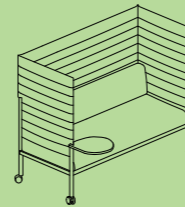
**Seating\_CageLounge\_HB\_M\_93\_STR**

Width 93  
Depth 93  
Height 127



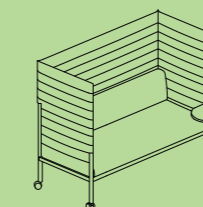
**Seating\_CageLounge\_HB\_M\_161**

Width 161  
Depth 93  
Height 127



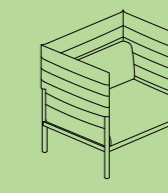
**Seating\_CageLounge\_HB\_M\_161\_STL**

Width 161  
Depth 93  
Height 127




**Seating\_CageLounge\_HB\_M\_161\_STR**

Width 161  
Depth 93  
Height 127




**Seating\_CageLounge\_LB\_93**

Width 93  
Depth 93  
Height 92



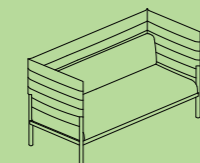
**Seating\_CageLounge\_LB\_93\_STL**

Width 93  
Depth 93  
Height 92



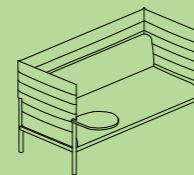
**Seating\_CageLounge\_LB\_93\_STR**

Width 93  
Depth 93  
Height 92



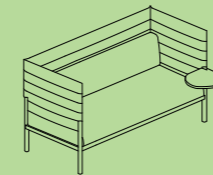
**Seating\_CageLounge\_LB\_161**

Width 161  
Depth 93  
Height 92



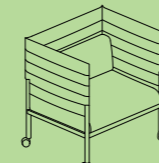
**Seating\_CageLounge\_LB\_161\_STL**

Width 161  
Depth 93  
Height 92



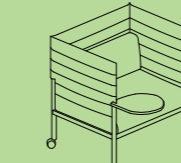
**Seating\_CageLounge\_LB\_161\_STR**

Width 161  
Depth 93  
Height 92



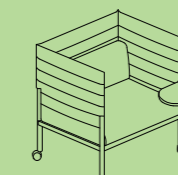
**Seating\_CageLounge\_LB\_M\_93**

Width 93  
Depth 93  
Height 86



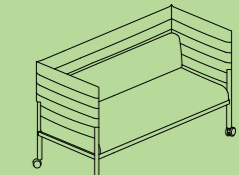
**Seating\_CageLounge\_LB\_M\_93\_STL**

Width 93  
Depth 93  
Height 92



**Seating\_CageLounge\_LB\_M\_93\_STR**

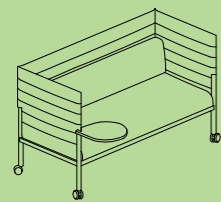
Width 93  
Depth 93  
Height 92



**Seating\_CageLounge\_LB\_M\_161**

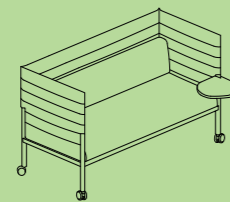
Width 161  
Depth 93  
Height 92

# Cage Lounge




**Seating\_CageLounge\_LB\_M\_161\_STL**

Width 161  
Depth 93  
Height 92




**Seating\_CageLounge\_LB\_M\_161\_STR**

Width 161  
Depth 93  
Height 92




**Seating\_CageLounge\_PUF\_93**

Width 93  
Depth 93  
Height 40



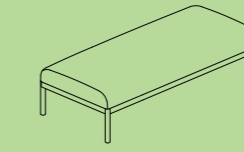
**Seating\_CageLounge\_PUF\_93\_STL**

Width 93  
Depth 93  
Height 40



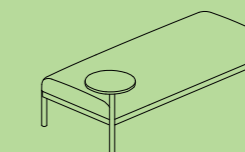
**Seating\_CageLounge\_PUF\_93\_STR**

Width 93  
Depth 93  
Height 40



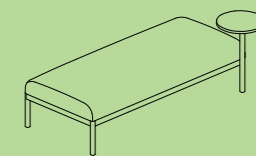
**Seating\_CageLounge\_PUF\_161**

Width 93  
Depth 93  
Height 40



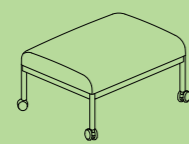
**Seating\_CageLounge\_PUF\_161\_STL**

Width 93  
Depth 93  
Height 40



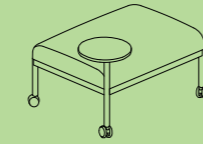
**Seating\_CageLounge\_PUF\_161\_STR**

Width 93  
Depth 93  
Height 40



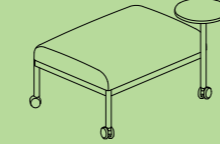
**Seating\_CageLounge\_PUF\_M\_93**

Width 93  
Depth 93  
Height 40



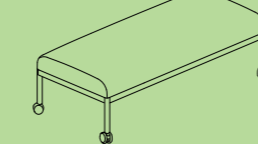
**Seating\_CageLounge\_PUF\_M\_93\_STL**

Width 93  
Depth 93  
Height 40



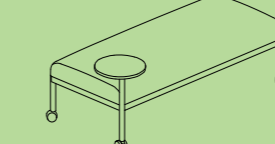
**Seating\_CageLounge\_PUF\_M\_93\_STR**

Width 93  
Depth 93  
Height 40



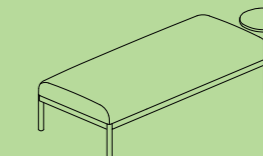
**Seating\_CageLounge\_PUF\_M\_161**

Width 93  
Depth 93  
Height 40



**Seating\_CageLounge\_PUF\_M\_161\_STL**

Width 93  
Depth 93  
Height 40



**Seating\_CageLounge\_PUF\_M\_161\_STR**

Width 93  
Depth 93  
Height 40



#workspaces2024

